



Agustinus Purna Irawan <agustinus@untar.ac.id>

---

## Manuscript for IJET

1 message

---

**Agustinus Purna Irawan** <agustinus@untar.ac.id>  
To: editorijet@enggjournals.com

Mon, Apr 11, 2016 at 11:20 AM

Dear IJET Managing Editor  
International Journal of Engineering and Technology

Herewith, we submit a manuscript for IJET:

Title: Mechanical Characteristics of Rattan Reinforced Fiberglass and Epoxy Composites for Shank Prosthesis Application.

Authors: Agustinus Purna Irawan, Frans Jusuf Daywin, Fanando, Tommy Agustino

Institution: Mechanical Engineering Department, Faculty of Engineering, Tarumanagara University, Jakarta, Indonesia.

We hope that our manuscript can be published in IJET. Thank you very much for your attention and collaboration.

Best Regards,

Agustinus Purna Irawan

---

**Prof. Dr. Agustinus Purna Irawan**  
**Professor of Mechanical Engineering**

Dean of Faculty of Engineering  
Tarumanagara University  
Jakarta - Indonesia  
Phone : +62215663124  
Fax : +62215663277

Mobile : +628129672348  
[www.tarumanagara.ac.id](http://www.tarumanagara.ac.id)

---

**2 attachments**



**Agustinus Purna Irawan et al-UNTAR-IJET-April 2016.doc**  
9547K



**Copyright Transfer-IJET-Agustinus Purna Irawan et al-10 April 2016.pdf**  
371K



Agustinus Purna Irawan &lt;agustinus@untar.ac.id&gt;

---

**Manuscript Submission Confirmation of IJET Re: Manuscript for IJET**

2 messages

---

**Editor IJET** <editorijet@enggjournals.com>  
To: agustinus@untar.ac.id

Mon, Apr 11, 2016 at 11:20 AM

Dear Author,

**Read the author guidelines at <http://www.enggjournals.com/ijet/author-guidelines.html> and send the paper. If you have already sent the copyright form duly signed by all authors then ignore this email. If you haven't send us the scanned copy of the copyright form of all the authors duly signed by pen, send it immediately with the manuscript once again. We don't accept signature images inserted in the copyright form. Send us the copyright form individually signed by authors.** Then only we will send it to review your manuscript else we don't consider it. Send the manuscript and copyright form to [editorijet@enggjournals.com](mailto:editorijet@enggjournals.com). You can download the copyright from from <http://www.enggjournals.com/ijet/docs/IJETCopyrightAgreement.pdf>. You will get manuscript id within two days if you have sent all required documents to us. **If you didn't get any acknowledgement from us then resend the paper with all documents. Check your spam folder before sending email to us.**

Regards,

Editor,

IJET.

Website : <http://www.enggjournals.com/ijet/>

e-ISSN : 0975-4024

p-ISSN : 2319-8613

---

**Agustinus Purna Irawan** <agustinus@untar.ac.id>  
To: Editor IJET <editorijet@enggjournals.com>

Tue, Apr 12, 2016 at 8:21 AM

Dear Managing Editor  
International Journal Engineering and Technology

Thank you for your reply to our email. Refer your email, herewith, we send once again our manuscript and scanned copy of the copyright form of all authors duly signed by pen.  
Thank you very much for your attention and collaboration.

Best Regards,

Agustinus Purna Irawan


---

**Prof. Dr. Agustinus Purna Irawan**  
**Professor of Mechanical Engineering**

Dean of Faculty of Engineering  
Tarumanagara University  
Jakarta - Indonesia  
Phone : +62215663124  
Fax : +62215663277  
Mobile : +628129672348  
[www.tarumanagara.ac.id](http://www.tarumanagara.ac.id)

[Quoted text hidden]

---

**2 attachments** **Agustinus Purna Irawan et al-UNTAR-IJET-12 April 2016.doc**  
9547K **Copyright Transfer-IJET-Agustinus Purna Irawan et al-12 April 2016.pdf**  
470K



Agustinus Purna Irawan &lt;agustinus@untar.ac.id&gt;

---

**Manuscript Outcome of IJET16-08-03-050**

3 messages

---

**IJET Editor** <ijet@enggjournals.com>  
To: agustinus@untar.ac.id

Mon, Jun 20, 2016 at 6:12 PM

Dear Author,

Your manuscript id is IJET16-08-03-050. Please use this manuscript id in future communication.

Your Manuscript entitled " Mechanical Characteristics of Rattan Reinforced Fiberglass and Epoxy Composites for Shank Prosthesis Application " has been accepted for publication. Please pay the manuscript handling charges within 3 days to publish your paper. Send us your manuscript in word document format to process further with the below corrections. If the below corrections are not performed we don't publish the manuscript.

1. The format of the paper is not in IJET Template.
2. Some images are not clear. Change the images in the paper to high quality images.
3. Equations should be in Equation Editor. Don't send equations in image format or print screen format.
4. Tables should be in text format, and tables should not be in figures and not print screen format.
5. If you had taken any part/figure/table from any other research paper then kindly mention it in references.

Kindly send back the scanned copy of the manuscript handling charges remittance pay in slip for sum of US\$300/- If you want hard copy of the journal pay additional US\$100.

NOTE: All The Transaction Charges Or Service Charges Should be paid by the Author Only. (Like Inter Banking Charges, NEFT Charges, Wire Transfer Charges etc.)

We don't accept DD or Cheque payment.

If you got acceptance from more than 1 paper you can combine the total amount and can do a single payment instead of doing individual payment.

If you haven't sent us the copyright form please send it asap. Send us the manuscript in IEEE format as we have mentioned in our website in word document.

You can download the template from [http://www.enggjournals.com/ijet/docs/IJET\\_Paper\\_Word\\_Template\\_A4\\_V5.doc](http://www.enggjournals.com/ijet/docs/IJET_Paper_Word_Template_A4_V5.doc)

You can download the copyright form from <http://www.enggjournals.com/ijet/docs/IJETCopyrightAgreement.pdf>

Account Holder Name : ENGG JOURNALS PUBLICATIONS  
Bank Name : HDFC Bank  
Branch Name : Perungalathur, Chennai  
Account Number : 50200008830311  
Swift Code : HDFCINBBCHE  
IBAN : HDFCINBB  
IFSC Code/Routing No. : HDFC0001871  
Bank Address : 16/24, Srinivasa Raghavan Road, New Perungalathur, Chennai - 600063, Tamil Nadu

Please reply along with the above mentioned particulars within two days.

If you wish to pay by credit card through Paypal, Payza or Liberty Reserve let us know we will send you the link to do payment. There is an additional charge of 6% if you pay by Paypal, Payza or Liberty Reserve.

Thanks & Regards,

Editor-in-Chief,

IJET.

website : <http://www.enggjournals.com/ijet/>

e-ISSN : 0975-4024

p-ISSN : 2319-8613

**Agustinus Purna Irawan** <agustinus@untar.ac.id>  
To: IJET Editor <ijet@enggjournals.com>

Wed, Jun 22, 2016 at 1:46 PM

Dear Editor in Chief of IJET,

I herewith submit the revised manuscript id is IJET16-08-03-050 in accordance with the correction that was sent, and the copyright transfer form.

I send also a scanned of the manuscript handling charges remittance pay-in slip for the sum of US \$ 300 / -

Thank you very much for your attention and cooperation.

Best Regards,  
agustinus

---

**Prof. Dr. Agustinus Purna Irawan**  
**Professor of Mechanical Engineering**

Dean of Faculty of Engineering  
Tarumanagara University  
Jakarta - Indonesia  
Phone : +62215663124  
Fax : +62215663277  
Mobile : +628129672348  
[www.tarumanagara.ac.id](http://www.tarumanagara.ac.id)

[Quoted text hidden]

---

### 3 attachments



**Agustinus Purna Irawan et al-UNTAR-IJET 16-08-03-050.doc**  
9548K



**Copyright Transfer-IJET-Agustinus Purna Irawan et al-IJET 16-08-03-050.pdf**  
470K



**Scanned of the manuscript handling charges-IJET 16-08-03-050.pdf**  
941K

---

**IJET Editor** <ijet@enggjournals.com>  
To: Agustinus Purna Irawan <agustinus@untar.ac.id>

Mon, Jun 27, 2016 at 1:24 PM

Dear Author,

We have received your payment successfully. We will send you the Gallery Proof within 7 days.

If you haven't sent us the manuscript in the format as we have mentioned in our website in the word document, send it immediately.

If you haven't sent us the scanned copy of the copyright form of all the authors send it to us asap. We need the copyright form from all authors. If you have ordered Hard Copy from us, Send us the address for communication with postal code and phone number to send you the hard copy. Your manuscript will be published online on 30-June-2016.

Regards,  
Editor-in-Chief,  
IJET.

Website : <http://www.enggjournals.com/ijet/>

e-ISSN : 0975-4024

p-ISSN : 2319-8613



Agustinus Purna Irawan &lt;agustinus@untar.ac.id&gt;

---

**Gallery Proof of IJET16-08-03-050**

2 messages

---

**IJET Acceptance** <ijetacceptance@enggjournals.com>  
Reply-To: ijet@enggjournals.com  
To: agustinus@untar.ac.id

Mon, Jun 27, 2016 at 6:30 PM

Dear Author,

With this I am attaching the Gallery Proof. Let us know if there are any corrections within 2 days. We will send you the word document to do the corrections.

Regards,

Editor,

IJET.



---

**IJET16-08-03-050.pdf**  
983K

---

**Agustinus Purna Irawan** <agustinus@untar.ac.id>  
To: Siva IJET <ijet@enggjournals.com>

Tue, Jun 28, 2016 at 12:03 PM

Dear Editor of IJET,

Thank you very much for your information. The final manuscript is ok.

best regards,

agustinus

---

**Prof. Dr. Agustinus Purna Irawan**  
**Professor of Mechanical Engineering**

Dean of Faculty of Engineering

Tarumanagara University

Jakarta - Indonesia

Phone : +62215663124

Fax : +62215663277

Mobile : +628129672348

[www.tarumanagara.ac.id](http://www.tarumanagara.ac.id)

[Quoted text hidden]

# International Journal of Engineering and Technology

[Home](#)  
[IJET Topics](#)  
[Call for Papers 2020](#)  
[Author Guidelines](#)  
[Special Issue](#)  
[Current Issue](#)  
[Articles in Press](#)  
[Archives](#)  
[Editorial Board](#)  
[Reviewer List](#)  
[Publication Ethics and Malpractice statement](#)  
[Authors Publication Ethics](#)  
[Policy of screening for plagiarism](#)  
[Open Access Statement](#)  
[Terms and Conditions](#)  
[Contact Us](#)

## IJET Reviewers List

**Dr.Prasanta Sahoo, PhD.**  
Professor, Department of Mechanical Engineering, Jadavpur University, Kolkata 700032, India.

**ANAND SHARMA**  
Assistant Professor (CSE Deptt.) in MITS, Lakshmangarh, Sikar

**Lai Khin Wee**  
Research Officer, Universiti Teknologi Malaysia, Skudai, Johor, Malaysia

**Mahesh M Goyani**  
Lecturer, Department of Computer Engineering, G H Patel College of Engineering and Technology, India

**HORNG YUAN SAW**  
School of Engineering and Advanced Technology Massey University, Palmerston North, New Zealand

**Neetesh Gupta**  
Technocrats Institute of Technology-Bhopal (M.P.), India

**T.Venkat Narayana Rao**  
Professor and Head, Department of C.S.E – Hyderabad Institute of Technology and Management , Kompally, R.R Dist. India

**B.Vasavi**  
Associate Professor, Department of Computer Science and Engineering, Hyderabad Institute of Technology & Management, India

**Rajesh Kumar Vishwakarma**  
Department of Electronics Engineering, Jaypee University of Engineering & Technology, A. B. Road Raghogarh, Dist.Guna, India

**Adis Medić**  
EEE, ACM, Infosys Ltd; Assist. Professor

**Raj Gaurang Tiwari**  
Assistant Professor, Department of Computer Applications, Azad Institute of Engineering and Technology, Lucknow-226002, UP INDIA.

**Avanish Kumar Singh**  
Asst. Professor, Department of Computer Science & Engineering, R.R. Institute of Modern Technology Unnao, U.P., India

**VIVEK S. DESHPANDE**  
Assistant Professor, MIT College of Engineering, Pune, India

**DENY.J**  
Assistant Professor in JOE SURESH Engineering College, Tirunelveli

**Zairi Ismael Rizman**  
Senior Lecturer, Universiti Teknologi MARA (UiTM) (Terengganu) Malaysia

**Sunny Narayan**  
Assistant professor & Departmental coordinator in Indus University, India.

**G.Srinivas Reddy**  
Asst.Professor in Mahatma Gandhi Institute of Technology, Hyderabad

**Shashank Singh**  
Senior lecturer and Head, Agricultural Engineering at Marathwada Institute of Technology, Bulandshahr

**Mohammad Valipour**  
Researcher, Sharif Energy Research Institute (SERI)

**S.Sivanantham**  
Assistant Professor, SENSE, VIT University, Vellore.

**Hemant Kumar Gupta**  
"Assistant Professor with SR Group of Institution Jhansi (U.P)-INDIA"

**HORNG YUAN**  
"School of Engineering and Advanced Technology Massey University, Palmerston North, New Zealand"

**Vipan Kakkar**  
Associate Professor and Director, SMVD University

**Mr. Mahesh M Goyani**  
Lecturer, G H Patel College of Engineering and Technology, Bakrol Gate, V.V.Nagar - 388 120. Anand, Gujarat, India.

**ANAND SHARMA**  
Assistant Professor, in MITS, Lakshmangarh, Sikar

**Ms. B.Vasavi**  
Associate Professor, Hyderabad Institute of Technology & Management, India

**Avanish Kumar Singh**  
Asst. Professor, R.R. Institute of Modern Technology Unnao, U.P.

**R. Kavitha**  
Assistant Professor, Aloysius Institute of Management and Information Technology (AIMIT), Mangalore

**Saman Saleki**  
Azad University , South of Tehran branch ,Tehran, Iran.

**Sh Mohd Firdaus Bin Sh Abdul Nasir**  
Lecturer, University Technology MARA Penang Campus

**AMIT KUMAR CHAUHAN**  
Associate Professor, Phonics School of Engineering, Roorkee , Haridwar, INDIA

**Neetesh Gupta**  
Sr. Lecturer, Technocrats Institute of Technology-Bhopal (M.P.)

**ADRI JOVIN.J.J**  
Assistant Professor, SriGuru Institute of Technology, Coimbatore.

**SHASHIKANT SHANTILAL PATIL**

Associate Professor, SVKM'S NMIMS UNIVERSITY VILE PARLE MUMBAI MPSTME SHIRPUR CAMPUS

**N.VIKRAM**

ASSOCIATE PROFESSOR in Jayaprakash Narayan college of Engineering

**DURAIRAJ.R.B**

SRM University Chennai

**Hemant Kuamr Gupta**

teaching, I.M.T College, Gwalior

**ARUN AGARWAL**

Teaching, ITER college, Bhubaneswar.

**Prof. Parikshit Gautam Jamdade**

Assistant Professor, PVG's College of Engineering &amp; Technology, 44, Vidyanagari, Parvati Darshan, Pune, Maharashtra, India - 411009

**AMNESH GOEL**

Software Engineer, Harbinger System Private Limited, Pune

**VARADALA SRIDHAR**

Assistant professor at vidya jyothi institute of technology

**NEERAJ JINDAL**

Assistant Professor, Chartered Institute of Technology, Mount Abu (Rajasthan)

All Rights Reserved © 2009 - 2020 Engg Journals Publications

This work is licensed under a [Creative Commons Attribution 2.5 India License](https://creativecommons.org/licenses/by/2.5/in/).



# International Journal of Engineering and Technology

[Home](#)
[IJET Topics](#)
[Call for Papers 2020](#)
[Author Guidelines](#)
[Special Issue](#)
[Current Issue](#)
[Articles in Press](#)
[Archives](#)
[Editorial Board](#)
[Reviewer List](#)
[Publication Ethics and](#)
[Malpractice statement](#)
[Authors Publication](#)
[Ethics](#)
[Policy of screening for](#)
[plagiarism](#)
[Open Access Statement](#)
[Terms and Conditions](#)
[Contact Us](#)

## VOLUME 8 Issue 3

ISSN: 0975-4024

Vol. 8, No.3

Search the Article

Custom Search

Search

Article #	Article Title & Authors (Volume 8 Issue 3 Jun-Jul 2016)	Page
1.	Activities of Daily Life (ADL) Recognition using Wrist-worn Accelerometer K. Rajesh Kanna, V. Sugumaran, TR Vijayaram, C.P Karthikeyan <a href="#">Abstract</a>   <a href="#">PDF</a>	1406-1413
2.	Diagnosis of Hepatitis using Decision tree algorithm V.Shankar sowmien, V.Sugumaran, C.P.Karthikeyan, T.R.Vijayaram <a href="#">Abstract</a>   <a href="#">PDF</a>	1414-1419
3.	A Novel Approach For Error Detection And Correction Using Prefix-Adders B. Naga Jyothi, K.S.N.Murthy, K.Srinivasarao <a href="#">Abstract</a>   <a href="#">PDF</a>	1420-1425
4.	Enhanced Image Registration Technique for Medical Image Segmentation Mallikarjun Mudda, Dr.Manjunath R, Dr.krishnamurthy N <a href="#">Abstract</a>   <a href="#">PDF</a>	1426-1432
5.	A Conglomerate Relational Fuzzy Approach for Discovering Web User Session Clusters from Web Server Logs Dilip Singh Sisodia, Shrish Verma, Om Prakash Vyas <a href="#">Abstract</a>   <a href="#">PDF</a>	1433-1443
6.	Adaptive Enhancement Technique for Cancerous Lung Nodule in Computed Tomography Images Ayman A. AbuBaker <a href="#">Abstract</a>   <a href="#">PDF</a>	1444-1450
7.	Experimental Analysis of solar panel efficiency with different modes of cooling B.Koteswararao, K. Radha krishna, P.Vijay, N.Raja surya <a href="#">Abstract</a>   <a href="#">PDF</a>	1451-1456
8.	Developing ADUN e-Community Portal for Community in Malaysia : Crime Prevention Tips Module, Message Board Module, Report Module and Analysis Module Nuur Iffahon Ain binti Mohd Filus, Ahmad Suhaimi Baharudin, Kamal Karkonasasi <a href="#">Abstract</a>   <a href="#">PDF</a>	1457-1462
9.	Developing ADUN e-Community Portal for Community in Malaysia: Announcement Module and Discussion Module Nur Fatin Binti Eisa, Ahmad Suhaimi Baharudin, Kamal Karkonasasi <a href="#">Abstract</a>   <a href="#">PDF</a>	1463-1470
10.	A new model development for efficiency analysis of OS-based smurf attacks Mina Malekzadeh, Moghis Aashrotaghi <a href="#">Abstract</a>   <a href="#">PDF</a>	1471-1481
11.	Double Stage Domino Technique: Low-Power High-Speed Noise-tolerant Domino Circuit for Wide Fan-In Gates R Ravikumar <a href="#">Abstract</a>   <a href="#">PDF</a>	1482-1488
12.	Investigation of Hot Storage Stability of CRMB using X-Ray Computed Tomography Naeem Aziz Memon, Ashfaque Ahmed Pathan, Agha Faisal Habib Pathan, Nur Izzi Md. Yusoff, Muhammad Ali Mubarak <a href="#">Abstract</a>   <a href="#">PDF</a>	1489-1500
13.	Effect of Sedimentation on Treated Greywater Through Rotating Biological Contactor Ashfaque Ahmed Pathan, NaeemAziz Memon, Pervez. Shaikh <a href="#">Abstract</a>   <a href="#">PDF</a>	1501-1505
14.	Layer orient Time Domain Density Estimation Technique based Channel Assignment in Tree Structure Wireless Sensor Networks for Fast Data Collection A.S.Syed Navaz, Dr.G.M.Kadhar Nawaz <a href="#">Abstract</a>   <a href="#">PDF</a>	1506-1512
15.	The Effect of Problem Reduction in the Integer Programming-based Local Search Junha Hwang <a href="#">Abstract</a>   <a href="#">PDF</a>	1513-1520

16.	The Behaviour of Self Compacting Concrete with Waste Plastic Fibers When Subjected To Acid Attack. Vijaya G. S, Dr. V aishali G. Ghorpade, Dr. H. Sudarsana Rao <a href="#">Abstract</a>   <a href="#">PDF</a>	1521-1527
17.	Suitability of Natural Rubber Latex and Waste Foundry Sand in Cement Concrete Samuel Idiculla Thomas, Nabil Hossiney, Arjun H R, Beulah M <a href="#">Abstract</a>   <a href="#">PDF</a>	1528-1535
18.	Flexural Toughness Characteristics of Steel Synthetic Fibers-Lightweight Aggregate Concrete Rajai Z. Al-Rousan <a href="#">Abstract</a>   <a href="#">PDF</a>	1536-1542
19.	Mechanical Characteristics of Rattan Reinforced Fiberglass and Epoxy Composites for Shank Prosthesis Application Agustinus Purna Irawan, Frans Jusuf Daywin, Fanando, Tommy Agustino <a href="#">Abstract</a>   <a href="#">PDF</a>	1543-1550
20.	Servo drive chain evaluation test set-up and configuration methodology R. Heera Singh, Dr. B. Rami Reddy, B. Chandrasekhara Rao <a href="#">Abstract</a>   <a href="#">PDF</a>	1551-1562
21.	Lightweight Phishing URLs Detection Using N-gram Features Ammar Yahya Daeef, R. Badlishah Ahmad, Yasmin Yacob, Mohd. Nazri Bin Mohd <a href="#">Abstract</a>   <a href="#">PDF</a>	1563-1570
22.	A Diplexer Bandpass Filter for Dual Band RF Front-end Receiver at 2.4 GHz and 5.75 GHz Ahmad A., Othman A.R., Zakaria Z., Pongot K. <a href="#">Abstract</a>   <a href="#">PDF</a>	1571-1578
23.	Polyester/Flax Biocomposites Reinforced Using Date Palm Leaves and Wood Flour As Fillers Nermin M. Aly, D. E. El.Nashar <a href="#">Abstract</a>   <a href="#">PDF</a>	1579-1588
24.	Fundamental Frequency Characteristics using Moving Window Method for Korean Elderly Voices JiYeoun Lee <a href="#">Abstract</a>   <a href="#">PDF</a>	1589-1599
25.	Biogas Purification using Chemical Absorption Manjula Das Ghatak, Prof. P. Mahanta <a href="#">Abstract</a>   <a href="#">PDF</a>	1600-1605
26.	A Study on Sound Characteristics of Home appliances Noise using Psychoacoustics Parameters Seong-Geon Bae, Won-Hee Lee, Myung-Jin Bae <a href="#">Abstract</a>   <a href="#">PDF</a>	1606-1610
27.	Evaluation of nonlinear forecasts for radioelectric spectrum Luis Pedraza, Cesar Hernández, Ingrid Paez <a href="#">Abstract</a>   <a href="#">PDF</a>	1611-1626

All Rights Reserved © 2009 - 2020 Engg Journals Publications



This work is licensed under a [Creative Commons Attribution 2.5 India License](#).

# International Journal of Engineering and Technology

[Home](#)  
[IJET Topics](#)  
[Call for Papers 2020](#)  
[Author Guidelines](#)  
[Special Issue](#)  
[Current Issue](#)  
[Articles in Press](#)  
[Archives](#)  
[Editorial Board](#)  
[Reviewer List](#)  
[Publication Ethics and Malpractice statement](#)  
[Authors Publication Ethics](#)  
[Policy of screening for plagiarism](#)  
[Open Access Statement](#)  
[Terms and Conditions](#)  
[Contact Us](#)

## IJET Reviewers List

**Dr.Prasanta Sahoo, PhD.**  
Professor, Department of Mechanical Engineering, Jadavpur University, Kolkata 700032, India.

**ANAND SHARMA**  
Assistant Professor (CSE Deptt.) in MITS, Lakshmangarh, Sikar

**Lai Khin Wee**  
Research Officer, Universiti Teknologi Malaysia, Skudai, Johor, Malaysia

**Mahesh M Goyani**  
Lecturer, Department of Computer Engineering, G H Patel College of Engineering and Technology, India

**HORNG YUAN SAW**  
School of Engineering and Advanced Technology Massey University, Palmerston North, New Zealand

**Neetesh Gupta**  
Technocrats Institute of Technology-Bhopal (M.P.), India

**T.Venkat Narayana Rao**  
Professor and Head, Department of C.S.E – Hyderabad Institute of Technology and Management , Kompally, R.R Dist. India

**B.Vasavi**  
Associate Professor, Department of Computer Science and Engineering, Hyderabad Institute of Technology & Management, India

**Rajesh Kumar Vishwakarma**  
Department of Electronics Engineering, Jaypee University of Engineering & Technology, A. B. Road Raghogarh, Dist.Guna, India

**Adis Medić**  
EEE, ACM, Infosys Ltd; Assist. Professor

**Raj Gaurang Tiwari**  
Assistant Professor, Department of Computer Applications, Azad Institute of Engineering and Technology, Lucknow-226002, UP INDIA.

**Avanish Kumar Singh**  
Asst. Professor, Department of Computer Science & Engineering, R.R. Institute of Modern Technology Unnao, U.P., India

**VIVEK S. DESHPANDE**  
Assistant Professor, MIT College of Engineering, Pune, India

**DENY.J**  
Assistant Professor in JOE SURESH Engineering College, Tirunelveli

**Zairi Ismael Rizman**  
Senior Lecturer, Universiti Teknologi MARA (UiTM) (Terengganu) Malaysia

**Sunny Narayan**  
Assistant professor & Departmental coordinator in Indus University, India.

**G.Srinivas Reddy**  
Asst.Professor in Mahatma Gandhi Institute of Technology, Hyderabad

**Shashank Singh**  
Senior lecturer and Head, Agricultural Engineering at Marathwada Institute of Technology, Bulandshahr

**Mohammad Valipour**  
Researcher, Sharif Energy Research Institute (SERI)

**S.Sivanantham**  
Assistant Professor, SENSE, VIT University, Vellore.

**Hemant Kumar Gupta**  
"Assistant Professor with SR Group of Institution Jhansi (U.P)-INDIA"

**HORNG YUAN**  
"School of Engineering and Advanced Technology Massey University, Palmerston North, New Zealand"

**Vipan Kakkar**  
Associate Professor and Director, SMVD University

**Mr. Mahesh M Goyani**  
Lecturer, G H Patel College of Engineering and Technology, Bakrol Gate, V.V.Nagar - 388 120. Anand, Gujarat, India.

**ANAND SHARMA**  
Assistant Professor, in MITS, Lakshmangarh, Sikar

**Ms. B.Vasavi**  
Associate Professor, Hyderabad Institute of Technology & Management, India

**Avanish Kumar Singh**  
Asst. Professor, R.R. Institute of Modern Technology Unnao, U.P.

**R. Kavitha**  
Assistant Professor, Aloysius Institute of Management and Information Technology (AIMIT), Mangalore

**Saman Saleki**  
Azad University , South of Tehran branch ,Tehran, Iran.

**Sh Mohd Firdaus Bin Sh Abdul Nasir**  
Lecturer, University Technology MARA Penang Campus

**AMIT KUMAR CHAUHAN**  
Associate Professor, Phonics School of Engineering, Roorkee , Haridwar, INDIA

**Neetesh Gupta**  
Sr. Lecturer, Technocrats Institute of Technology-Bhopal (M.P.)

**ADRI JOVIN,J.J**  
Assistant Professor, SriGuru Institute of Technology, Coimbatore.

**SHASHIKANT SHANTILAL PATIL**

Associate Professor, SVKM'S NMIMS UNIVERSITY VILE PARLE MUMBAI MPSTME SHIRPUR CAMPUS

**N.VIKRAM**

ASSOCIATE PROFESSOR in Jayaprakash Narayan college of Engineering

**DURAIRAJ.R.B**

SRM University Chennai

**Hemant Kuamr Gupta**

teaching, I.M.T College, Gwalior

**ARUN AGARWAL**

Teaching, ITER college, Bhubaneswar.

**Prof. Parikshit Gautam Jamdade**

Assistant Professor, PVG's College of Engineering &amp; Technology, 44, Vidyanagari, Parvati Darshan, Pune, Maharashtra, India - 411009

**AMNESH GOEL**

Software Engineer, Harbinger System Private Limited, Pune

**VARADALA SRIDHAR**

Assistant professor at vidya jyothi institute of technology

**NEERAJ JINDAL**

Assistant Professor, Chartered Institute of Technology, Mount Abu (Rajasthan)

All Rights Reserved © 2009 - 2020 Engg Journals Publications

This work is licensed under a [Creative Commons Attribution 2.5 India License](https://creativecommons.org/licenses/by/2.5/in/).

# Mechanical Characteristics of Rattan Reinforced Fiberglass and Epoxy Composites for Shank Prosthesis Application

Agustinus Purna Irawan<sup>#1</sup>, Frans Jusuf Daywin<sup>#2</sup>, Fanando<sup>#3</sup>, Tommy Agustino<sup>#4</sup>

<sup>#1,2,3,4</sup> Mechanical Engineering Department, Faculty of Engineering, Tarumanagara University  
Jl. Letjen. S. Parman No. 1 Jakarta, Indonesia 11440

<sup>1</sup> agustinus@untar.ac.id

**Abstract**—This research aims to develop a rattan laminated fiberglass epoxy resin materials (RLFERM) to increase of mechanical strength especially in tensile, compressive, impact and flexural strength. The RLFERM will be used as an alternative material for shank prosthesis endoskeletal type and another use in engineering design. This research is related to the utilization of the natural potential of Indonesia especially of rattan. The method used to produce the endoskeletal material by using laminated process of rattan with fiberglass and epoxy resin. The test conducted involves the tensile, compressive, impact and flexural strength. The result showed that there was an increase in strength of RLFERM compared with rattan without lamination (Natural Rattan, NR). Tensile strength of RLFERM (80.2 MPa) and  $E = 8.6$  GPa increased by 67.8% when compared to the tensile strength of NR (47.8 MPa) and  $E = 6.4$  GPa. Compressive strength of RLFERM increased 47.2%, from 31.8 MPa to 46.8 MPa, impact strength of RLFERM increased 64%, from 39 kJ/m<sup>2</sup> to 64 kJ/m<sup>2</sup>, and flexural strength of RLFERM increased on average by 53% from 54.1 MPa to 82.3 MPa. Increasing strength of RLFERM is obtained from good interface between surface of rattan with fiberglass and epoxy resin as laminate. The first prototype of lower limb prosthesis with a shank prosthesis endoskeletal type of RLFERM, have been made with good results and tested for use by patient. The test results indicate that the lower limb prosthesis with a shank prosthesis components made from RLFERM can be used by patients to walk properly and has good strength. This result will be a reference for further research in the development of a shank prosthesis made from rattan and another use in engineering design.

**Keyword**-Rattan, Laminated, Mechanical strength, Shank, Endoskeletal type

## I. INTRODUCTION

Indonesia have many potential of natural materials such as rattan, bamboo, wood, and natural fiber [1]-[3]. This potential has not been fully used in the design and development of manufacturing products of high added value. In this study, we have developed an alternative materials for the product of shank prosthesis (lower limb prosthesis), specifically in endoskeletal type by using rattan material.

Lower limb prosthesis is divided into above knee and below knee prosthesis, performed by amputation [4]. Research and design of lower limb prosthesis continues to grow and has gained a new invention including materials, design, installation method, gait analysis and evaluation of the performance of the prosthesis after being used in a certain period of time by the patient. Stark [5] stated that the development of modern prosthetic should consider a few things such as functions, indications, and cost. Innovation prosthetic requires more knowledge in the field of foot physiologic function and more descriptive terminology. Five things that should be considered are load bearing, leverage, shock absorption, balance, and protection [5].

Campbell [6], Faulker *et al* [7], Khazraji *et al* [8] stated that a variety of materials have been used in the development of a prosthesis, such as metals, polymers, composites, and natural materials such as wood and leather. Material selection is not only concerned with functional requirements, but also the price, manufacturing processes, availability of materials and ease of repair and maintenance [9]. Irawan *et al* [1] has developed a socket made from ramie fiber reinforced epoxy composites. Sockets made from ramie fiber reinforced epoxy composites generate good strength and comfort for the patient. Socket component is also developed by using bamboo fiber composite, rattan fiber composite and banana composite materials [2], [10], [11]. Natural materials have the potential to develop as materials for lower limb prosthetic component.

An important component of the lower limb prosthesis is shank prosthesis. Some of the materials used to make the component of the shank are aluminum, titanium, mild steel, thermosetting plastic, stainless steel, and graphite. The development of the use of natural materials that are currently carried out in various fields by considering the ability of recycling and renewable, encourages research prosthesis using natural materials [9].

Similarly, the development of a prosthesis material also leads to the use of natural materials that are environmentally friendly. Shasmin *et al* [12] has developed a tube section (shank) with use of bamboo. Based on the results of these studies, the results are obtained that the tube made of bamboo has good strength and can be applied to the design of the prosthesis especially for shank component.

This research aims to develop alternative materials to produce the shank of endoskeletal type with rattan materials. Research of rattan as a material of the shank component is a very important. This is related to the utilization of the natural potential of Indonesia especially rattan. The results of various studies have been published which show that the rattan potential to be developed as biomaterials, especially to produce shank prosthesis endoskeletal type.

## II. MATERIAL AND METHOD

### A. Materials

Rattan laminated fiberglass epoxy resin materials (RLFERM) is made with a layer of material from the inside to the outside as follows: rattan diameter (30-40) mm with a surface made rough with depth of (0.5-1.5) mm, as much as two-ply stockinette layer with thickness of (0.5-1) mm as the inner reinforcement is placed on the surface of rattan, a layer of fiberglass shaped fiber mat (woven) as a single layer with a thickness of (1-2) mm, three layers of stockinette layer with thickness of (0.5-1) mm as outer reinforcement, and a protective outer plastic layer by one layer. The lamination process is done by pouring a mixture of epoxy resin and hardener to resin ratio of 1:1, by casting the channel. Lamination process is followed by the press and vacuum until -50 bar. The vacuum process aims to help accelerate the lamination process and eliminate void.

### B. Method

Macrostructure test of a sample of rattan is to observe the pore structure of the rattan, so it can be determined the optimum surface area of rattan in the theoretical calculations. This is necessary because the rattan is a porous material that needs to be calculated solid surface that can be used in the calculation of the surface area [13]. Theoretical calculation of rattan strength uses the equations of mechanical strength by considering the porous surface area which is obtained from macrostructure test. Strength simulation and analysis of rattan uses computer software. The results of this simulation are used for comparative data on the results of testing the strength of rattan.

Mechanical strength testing included tensile, compressive, impact and flexural strength testing of Natural Rattan (without lamination, NR) and RLFERM. Tensile strength testing aims to determine the maximum tensile strength and elasticity modulus of rattan to be used as a shank material. Tensile strength testing uses a Universal Testing Machine. Compressive strength testing aims to determine the maximum compressive of rattan to be used as a shank material. Compressive strength is required by shank prosthesis material so as to receive a compressive load of the weight and the dynamic movement of the lower limb while walking [14]. Impact strength testing aims to determine the maximum impact of rattan to be used as a shank material, especially to provide a sense of safety when it is used for walking and when it receives impact loads from other objects [14]. Flexural strength testing aims to get the maximum bending strength of rattan. Bending strength is associated with flexural strength of rattan materials that is needed on the shank material with the purpose to provide comfort for the user.

After testing the mechanical strength, we developed a prototype prosthesis shank to be tested and used by the patient. Results of testing the prototype of this first level will be a reference for the development of next prototype.

## III. RESULT AND DISCUSSIONS

### A. Macrostructure Test of Rattan

Rattan is a material with a porous structure [15]. In the theoretical strength calculation, rattan surface area should be calculated by considering the pore surface area, so it can produce strength such as real strength [16], [17]. To obtain the pore surface data, the test is conducted with as many as 10 samples of rattan. Fig. 1 shows the result sample test of rattan surface with 7 times magnification.

The number of pores is counted and measured to obtain the surface area porous of rattan, so the surface area of solid rattan can be calculated as a reference to calculate the strength. Based on the macrostructure test results of 10 samples, a total solid surface area of 665 mm<sup>2</sup> is obtained. The ratio of the surface area of the solid area and the average total surface area is 0.84 (Table I). This ratio is used as the data to calculate theoretical strength of natural rattan.

TABLE I. Ratio of Surface Area of Rattan

	Diameter (mm)	Surface Area (mm <sup>2</sup> )	Number of Pores	Diameter of Pores (mm <sup>2</sup> )	Surface Area per Pores (mm <sup>2</sup> )	Pores Area (mm <sup>2</sup> )	Solid Area (mm <sup>2</sup> )	Ratio
Max	32.5	829	1026	0.42	0.14	142	714	0.86
Min	29.5	683	1005	0.37	0.11	108	563	0.82
Av	32	787	1015	0.39	0.12	124	665	0.84
SD	0.88	42.81	7.44	0.01	0.01	8.91	41.57	0.01

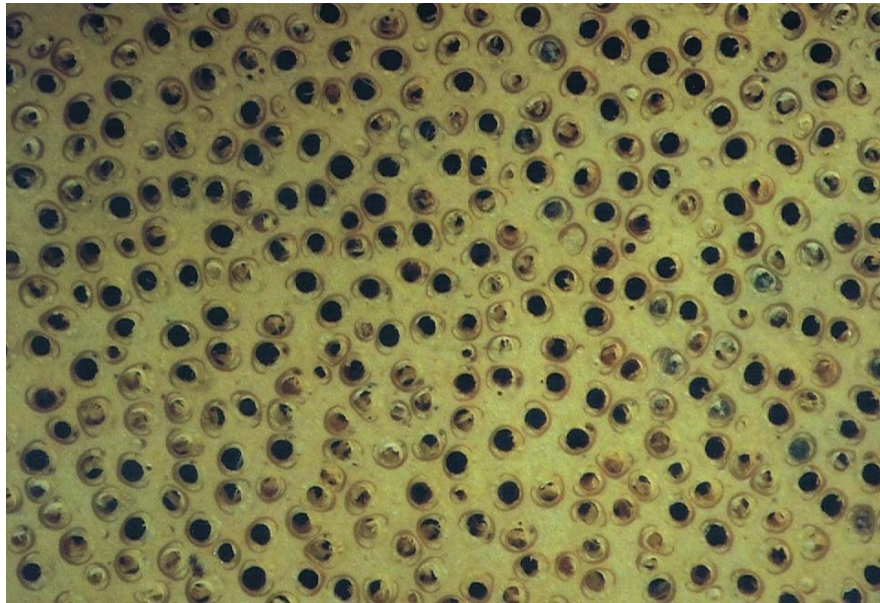


Fig. 1. Macrostructure test result

### B. Tensile Strength

Fig. 2 shows an example of a RLFERM product that is produced by using lamination process with fiberglass and epoxy resin. The thickness of the outer layer of rattan with the lamination process is 3-5 mm. Lamination process produces a good interface between the surface of the rattan with fiberglass and epoxy resin.




Fig. 2. Result of RLFERM manufacturing process

Tensile strength data used is the average tensile strength of 5 test samples. The results of comparison between the tensile strength and Young's Modulus of NR and RLFERM are shown in Fig. 3.



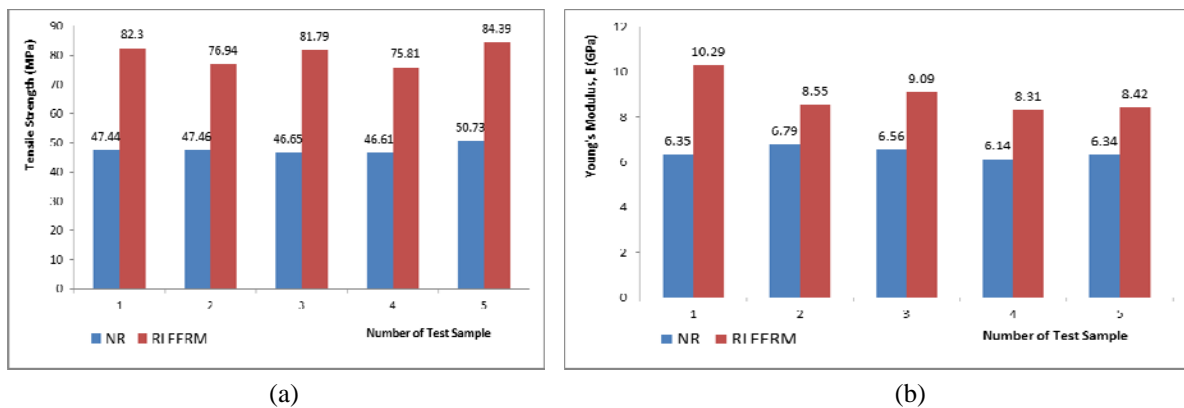


Fig. 3. Tensile strength and Young's Modulus of NR and RLFERM

Fig. 3. (a) showed that the average tensile strength of RLFERM (80.2 MPa) with Young's Modulus 8.6 GPa, increased by 67.8% when compared to the tensile strength of NR (47.8 MPa) with Young's Modulus 6.4 GPa. Based on the results of tensile strength, it can be seen that the lamination process by using epoxy resin and fiberglass is proven to increase the tensile strength. This can be obtained due to the addition of fiberglass as reinforcement rattan surface in the lamination process. The increase of tensile strength is very good and is supported by a lamination process which has been developed in this study. Lamination processes using epoxy resin reinforced with fiberglass has managed to increase the tensile strength of rattan, which is projected as a shank prosthesis endoskeletal type, as an alternative material for replacing the materials used in the design of the shank prosthesis. Tensile test results also showed an increase in Young's Modulus of RLFERM when compared to NR (Fig. 3. (b)). Enhancement of 10% is very good, so the level elasticity of RLFERM will produce a level of comfort when used by the patient, but it is still strong enough to accept the burden of the patient's weight [14]. The tensile strength test results will be a reference in the development of shank prosthesis with use of natural materials, especially rattan.

We have been calculating the tensile strength of rattan by using theoretical method and simulation by using computer software. Comparison tensile strength results of theoretical calculations and simulation by taking into account the existing cavities in rattan amounted to 0.84; the results are as follows that theoretical tensile strength: 43.9 MPa, tensile strength results of simulation by using computer software: 42.5 MPa. The difference results from theoretical calculation, simulation and testing of NR, by 8.7%. These results are quite small, so it can be used to validate the results of tensile testing of NR.

When compared with some of the results of testing the tensile strength of rattan, the strength of RLFERM is very good, because it can increase the strength of NR obtained from the free market with a low to moderate quality, becomes rattan which has high strength. Bhat *et al* [18] shows the tensile strength of rattan class I (> 70 MPa), class II (45-70 MPa) and class III (< 45 MPa). Jasni *et al* [15] shows that the value of the strength of rattan ranges between (42-83) MPa. If it is compared with this range, the tensile strength of RLFERM is included in the class I [18].



Fig. 4. Tensile Strength Sample Test of NR and RLFERM

Fig. 4 shows the difference from tensile testing result of NR and RLFERM. We can observe that NR has lower tensile strength when compared to RLFERM. It can be observed from the NR failure pattern and RLFERM due to tensile load receives. NR failure is greater than RLFERM, with a tensile load is smaller than RLFERM.

### C. Compressive Strength

We have tested the compressive strength of the NR and RLFERM by using a Universal Testing Machine. Fig. 5. (b) shows that the compressive strength of the results of the simulation, theoretical calculations, and test results of NR, has acquired a very small difference. The difference is most influenced by the total surface area of



the porous surface of the rattan, which was shown in Table I. The number of pores of rattan reduces the strength generated by the rattan.

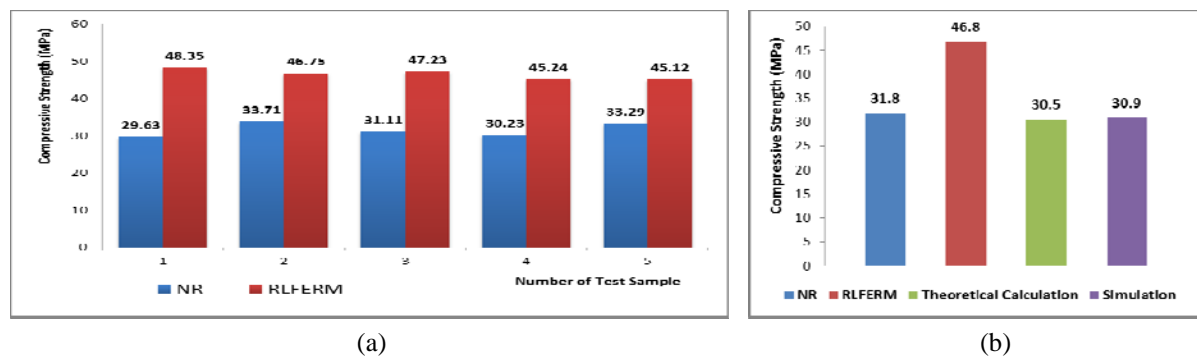


Fig. 5. Compressive Strength of NR and RLFERM

By using the theoretical reference compressive strength of 30.5 MPa, the average difference of the testing and simulation is 4.4%. The results of the compressive strength of both testing NR, the calculation of the theoretical strength and compressive strength simulation results are still in the range of research result (28.2-33.6) MPa [18], [19].

Results of the testing of compressive strength of RLFERM show an increase when compared to the compressive strength of NR (Fig. 5. (a)). With compressive strength of 46.8 MPa, it results an increase in the compressive strength of 47.2% if compare with NR (31.8 MPa). The increase in the compressive strength is greatly influenced by the surface layer of fiberglass as reinforcement rattan through the lamination process. When compared with the results of research [8], the compressive strength of rattan class I (33.6 MPa) and the compressive strength of rattan laminated epoxy resin reinforced with fiberglass, it can be obtained 39.3% greater strength. It can be concluded that the lamination process of rattan surface by using epoxy resin and reinforced with fiberglass can improve the compressive strength which is quite good when compared with NR.

#### D. Flexural Strength

Flexural strength is very important in the design of the prosthesis shank endoskeletal type. Good elasticity will provide a sense of comfort for the patient and the prosthesis shank is not quickly damaged due to compressive load and dynamic motion when the patient walks [1], [14]. Flexural strength is obtained from flexural testing by using a Universal Testing Machine. Fig. 6. (a) showed that flexural strength test result of RLFERM (82.3 MPa, average) is higher than the NR (54.1 MPa, average).

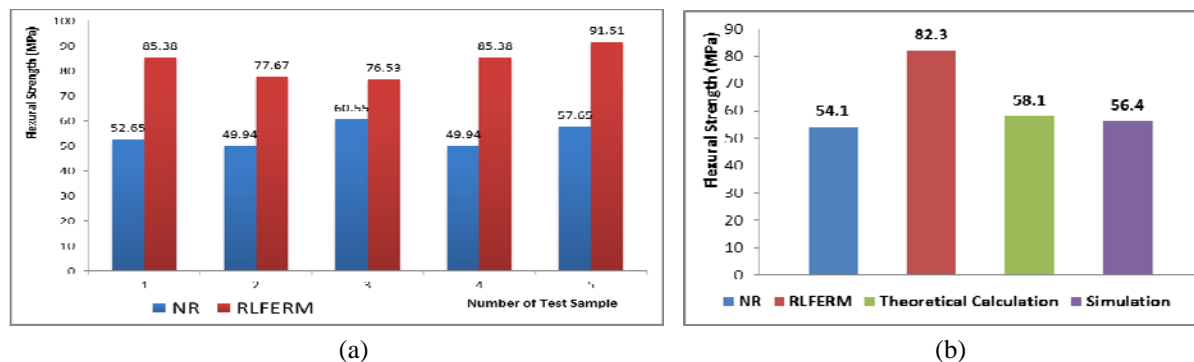


Fig. 6. Flexural strength of NR and RLFERM

The comparison of flexural strength among NR with RLFERM, theoretical calculations and simulations by using computer software are shown in Fig. 6. (b). Differences of flexural strength among NR, theoretical calculation and simulation by using computer software are 5.8% (average). These results are quite good and can be used as a reference in further development. Flexural strength of RLFERM increased on average by 52% when compared with NR. These results can be obtained because the lamination process of rattan surface by using epoxy resin and fiberglass provides a surface layer tougher and stronger. These results indicate that the epoxy resin and fiberglass lamination process has improved flexural strength of rattan.

The increase of strength of RLFERM is obtained due to the strong of bonding between the surfaces of rattan with a layer of epoxy resin reinforced with fiberglass. Good interface can occur because the rattan surface is made rough, so that fiberglass can be attached. The stockinette layer on the inner surface associated with rattan that has been made rough and the exterior parts as a binder fiberglass also increased the strength of the case.

### E. Impact Strength

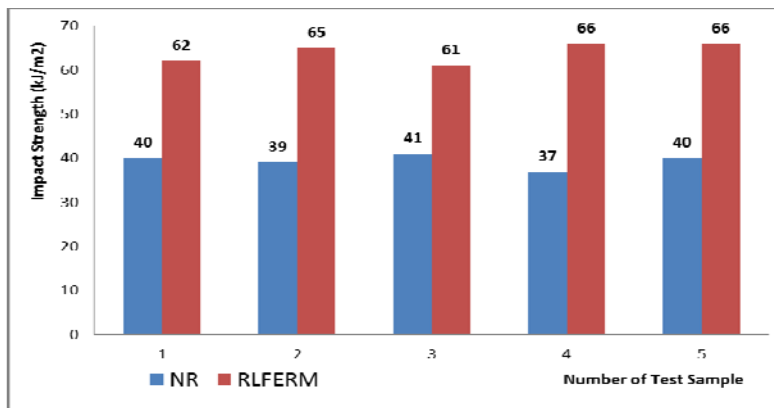


Fig. 7. Impact strength of NR and RLFERM

We have tested the strength of impact by using Charpy Impact Testing Machine. This test aims to determine the strength of rattan in receiving the impact load. Impact strength is required by the prosthesis shank material, so it can receive the load impact with other objects when used by patients [2]. The average impact strength of NR by 39 kJ/m<sup>2</sup> and RLFERM has increased very good by 64% to 64 kJ/m<sup>2</sup> (Fig. 7).

Improved impact strength is due rattan surfaces coated with an epoxy resin and fiberglass became harder and stiffer. This can be observed from the test sample which showed impact damage on the sample testing of NR is very different when compared with the results of RLFERM (Fig. 8). It can be concluded that the lamination process of rattan with epoxy resin and fiberglass, proven to improve the impact strength of rattan.



(a). NR



(b). RLFERM

Fig. 8. Samples of compressive strength testing

### F. Shank Prosthesis Prototype

To evaluate the strength of the RLFERM as an alternative material for produce shank prosthesis endoskeletal type, we have developed an initial prototype. Fig. 9. (b). shows that an initial prototype of shank prosthesis endoskeletal type made from RLFERM.

Socket, knee, shank and foot, assembled into a lower limb prosthesis as Fig. 9. (c), using a bolt connection. Bolt connection selected for ease of assembly and the replacement of components in case of damage. In general, when the prosthesis is used by the patient, the foot section will be damaged first. This happens because the part foot the main support at the time of prosthesis used to walk by the user [21]. Bolt connection will ease the process of repair or replacement in case of damage. Shank prosthesis made of RLFERM (Fig. 9. (b)), lighter than the shank prosthesis made from mild steel (Fig. 9. (a)). By using RLFERM, can be produced shank endoskeletal lighter, cheaper, Indonesia harness local potential and can be recycled. This is expected to positively impact the utilization of natural potential of Indonesia, especially rattan [10].




Fig. 9. Shank prosthesis endoskeletal type

The first prototype of lower limb prosthesis with a shank prosthesis endoskeletal type of RLFERM, have been made with good results and tested for use by patient (Fig. 9. (c)). Shank prosthesis with RLFERM can be assembled easily to other components are socket, knee and foot. The first test results indicate that the lower limb prosthesis with a shank prosthesis components made of RLFERM can be used by patients to walk properly and has good strength. Strength and elasticity will impact on the level of safety and comfort experienced by the patient during walking using a lower limb prosthesis. It is very important to be a concern in the development of health products, especially lower limb prosthesis products [22], [23].

The results of this study can be used as a reference in the next research with increased strength and field testing process involving the patient, in order to obtain dynamic analysis to observe RLFERM strength and gait analysis when used for walking.

#### IV. CONCLUSION

We have developed of RLFERM as an alternative material to produce shank prosthesis endoskeletal type, by using rattan material. The use of rattan material due to the availability of abundant in Indonesia, has good strength, environmentally friendly and recyclable. The results of the macrostructure test of rattan show that solid surface area and porous parts with an average ratio of 0.84. Ratio obtained is used in the rattan strength calculation of the theoretical and simulation by using computer software. The ratio between the total surface area and pore surface area of the rattan should be taken because it affects the obtained total strength.

Manufacturing process produces a good interface between the epoxy resin, fiberglass and rattan surface. This result can be observed from the increased mechanical strength of RLFERM, including tensile strength, compressive strength, flexural strength and impact strength. The first prototype that we have developed shows that RLFERM has produced shank prosthesis endoskeletal types and can be used to walk by the patients well. The first prototype showed that patients can walk well and feel comfortable use shank prosthesis product made from RLFERM. The next study, we will observe the gait analysis and the strength of the shank prosthesis made from RLFERM when used for walking. This result will be a reference for further research in the development of a shank prosthesis made from rattan and another use in engineering design.

#### ACKNOWLEDGMENT

The Authors wish to thanks Research and Scientific Writing Department, Tarumanagara University for the financial support through Research University Grant.

#### REFERENCES

- [1] A. P. Irawan, T. P. Soemardi, K. Widjajalaksmi, and A. H. S. Reksoprodjo, "Tensile and flexural strength of ramie fiber reinforced epoxy composites for socket prosthesis application", *International Journal of Mechanical and Material Engineering*, vol. 6, no. 1. pp. 46-50, April 2011.
- [2] A. P. Irawan and I. W. Sukania, "Tensile and impact strength of bamboo fiber reinforced epoxy composite as alternative materials for above knee prosthesis socket", in *Proc. of ICSTD, 2012*, pp. M.109-M.115.
- [3] K. M. Bhat, "Grading rules for rattan a survey of existing rules and proposal for standardization", *International Network for Bamboo and Rattan*, 1996.
- [4] S. Patterson, "Advancing orthotic and prosthetic care through knowledge", *The Academic Today*, vol. 3, No. 3, June 2007.
- [5] G. Stark, "Perspectives on how and why feet are prescribed", *Journal of Prosthetics and Orthotics*, vol. 17, Num. 4S, pp. 18- 22, 2005.
- [6] J. A. Campbell, "Material selection in an above knee prosthetic leg", *Engineering Materials*, Department of Engineering, Australian National University, 2002.
- [7] V. Faulkner, M. Field, J. W. Egan, and N. G. Gall, "Evaluation of high strength materials for prostheses", *Orthotics and Prosthetics*, vol. 40, no. 4, pp. 44-58, 1987.

- [8] K. A. Khazraji, J. Kadhim, and P. S. Ahmed, "Tensile and fatigue characteristics of lower-limb prosthetic socket made from composite materials", in Proc. of the 2012 International Conference on Industrial Engineering and Operations Management Istanbul, Turkey, pp. 843-852, July 2012.
- [9] J. Craig, "Prosthetic feet for low-income countries", *Journal of Prosthetics and Orthotics*, vol. 17, Num. 4S, pp. 27- 49, 2005.
- [10] A. P. Irawan and I. W. Sukania, "Mechanical characteristics rattan fiber reinforced epoxy composites (RECO) as above knee socket prosthesis materials", in Proc. of IPST, 2011, pp. 64-70.
- [11] A. P. Irawan and I. W. Sukania, "Tensile Strength of banana fiber reinforced epoxy composites materials", *Applied Mechanics and Materials*, vol. 776, 2015, pp. 260-263.
- [12] H. N. Shasmin, N. A. A. Osman, and A. A. Latif, "Economical tube adapter material in below knee prosthesis", in Proc. Biomed, 2008, pp. 407- 409.
- [13] K. Muniandy, H. Ismail, and N. Othman, "Curing characteristics and mechanical properties of rattan filled natural rubber compounds", *Key Engineering Materials*, vol. 471-472, pp. 845-850, 2011.
- [14] A. P. Irawan, T. P. Soemardi, W. Kusumaningsih, A. H. S. Reksoprodjo, "Gait analysis of the prosthesis prototype made from the natural fiber reinforced composite", in Proc. APCHI-ERGOFUTURE 2010, 2010, pp. 37-43, Aug 2010.
- [15] Jasni, D. Martono, and N. Supriana, "Sari hasil penelitian rotan", *Buletin Dephut*, 2007.
- [16] Krisdianto and Jasni, "Struktur anatomi tiga jenis batang rotan, *Jurnal Ilmu & Teknologi Kayu Tropis*, vol. 3, no. 2, 2005.
- [17] A.T. Tellu, Kladistik, "Beberapa jenis rotan calamus spp. Asal sulawesi tengah berdasarkan karakter fisik dan mekanik batang", *Jurnal Biodiversitas*, vol. 7, no. 3, pp. 225-22, July 2006.
- [18] K. M. Bhat and P. K. Thulasidas, "Strength properties of ten South Indian canes", *Journal of Tropical Forest Science*, vol 5, no. 1, pp. 26-34, 1992.
- [19] D. Sebayang, T. I. King, and R. B. Wahab, "The properties of rattan calamus caesius (rattan saga) and its application in spring form", *Indonesian Journal of Materials Science*, vol. 5, no. 2, pp. 21-26, June 2004.
- [20] Otto Bock, "Prothstics lower extremities, technology for people", Anniversary Edition, 2009.
- [21] C. C. L. Winson, M. Zhang, D. A. Boone, and B. Contoyannis, "Finite-element analysis to determine effect of monolimb flexibility on structural strength and interaction between residual limb and prosthetic socket", *Journal of Rehabilitation Research and Development*, vol. 41, no. 6A, pp. 775-796, November/December 2004.
- [22] R. L. Braddom, *Physical Medicine & Rehabilitation*, Second Edition, W. B. Saunders Company, Philadelphia, 2000.
- [23] A. P. Irawan, F. Fediyanto, and S. Tandj, "The design of bicycle for disable with ergonomic aspect consideration", in Proc. Ergo Future 2006, pp. 337-341, Aug 2016.
- [24] M. S. Sander and M.C. J. Ernest, *Human Dimension and In Engineering and Design*, 7<sup>th</sup> Editions , McGraw-Hill Inc Singapore, 1992.



# Source details

## International Journal of Engineering and Technology

Scopus coverage years: from 2009 to 2018

(coverage discontinued in Scopus)

Publisher: Engg Journals Publications

ISSN: 2319-8613 E-ISSN: 0975-4024

Subject area: Engineering: General Engineering

CiteScore 2015

0.42



SJR 2018

0.135



SNIP 2018

0.676



[View all documents >](#)

[Set document alert](#)

[Save to source list](#)

[CiteScore](#) [CiteScore rank & trend](#) [CiteScore presets](#) [Scopus content coverage](#)

CiteScore 2015

Calculated using data from 31 May, 2016

0.42

Citation Count 2015

426 Citations >

Documents 2012 - 2014\*

1,013 Documents >

\*CiteScore includes all available document types

[View CiteScore methodology >](#)

[CiteScore FAQ >](#)

Metrics displaying this icon are compiled according to Snowball Metrics ↗, a collaboration between industry and academia.

### CiteScore rank ⓘ

Category	Rank	Percentile
Engineering		
General Engineering	#147/262	43rd

[View CiteScore trends >](#)

[Add CiteScore to your site](#)

### About Scopus

[What is Scopus](#)

[Content coverage](#)

[Scopus blog](#)

[Scopus API](#)

[Privacy matters](#)

### Language

[日本語に切り替える](#)

[切换到简体中文](#)

[切换到繁體中文](#)

[Русский язык](#)

### Customer Service

[Help](#)

[Contact us](#)

ELSEVIER

[Terms and conditions ↗](#) [Privacy policy ↗](#)

Copyright © Elsevier B.V. All rights reserved. Scopus® is a registered trademark of Elsevier B.V.

We use cookies to help provide and enhance our service and tailor content. By continuing, you agree to the use of cookies.

RELX



SJR

Scimago Journal &amp; Country Rank

Enter Journal Title, ISSN or Publisher Name

[Home](#)[Journal Rankings](#)[Country Rankings](#)[Viz Tools](#)[Help](#)[About Us](#)

# International Journal of Engineering and Technology

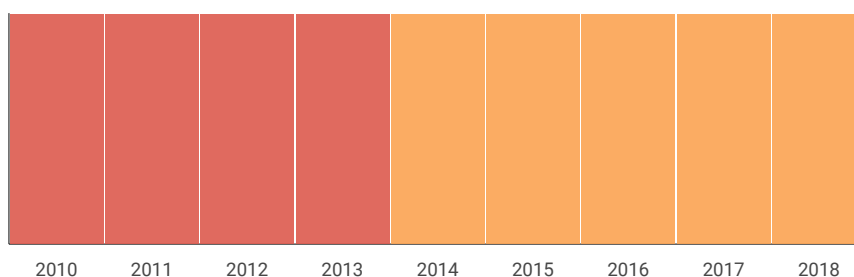
**Country** [India](#) - [SIR Ranking of India](#)**Subject Area and Category** [Engineering](#)  
[Engineering \(miscellaneous\)](#)**Publisher** [Engg Journals Publications](#)**Publication type** Journals**ISSN** 23198613, 09754024**Coverage** 2009-2016 (cancelled)**Scope** Information not localized[Homepage](#)[How to publish in this journal](#)[Contact](#)[Join the conversation about this journal](#)

20

H Index

Quartiles

Engineering (miscellaneous)

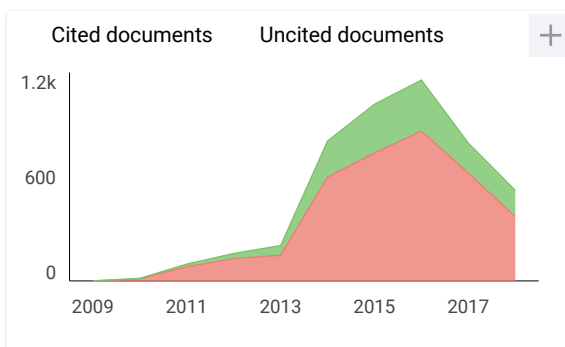
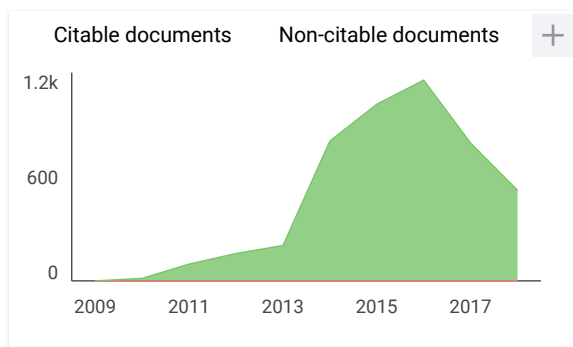
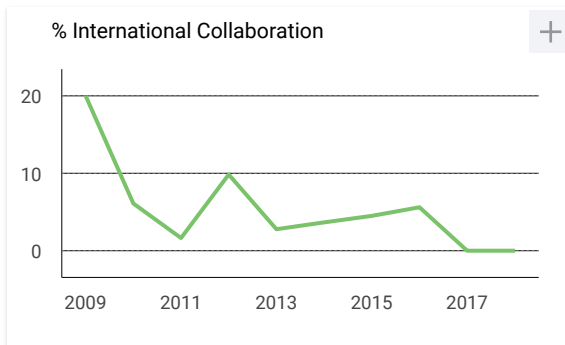
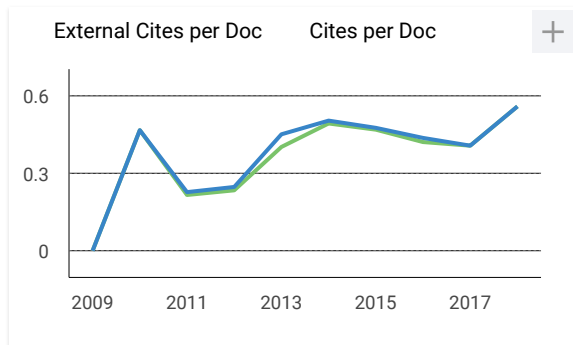
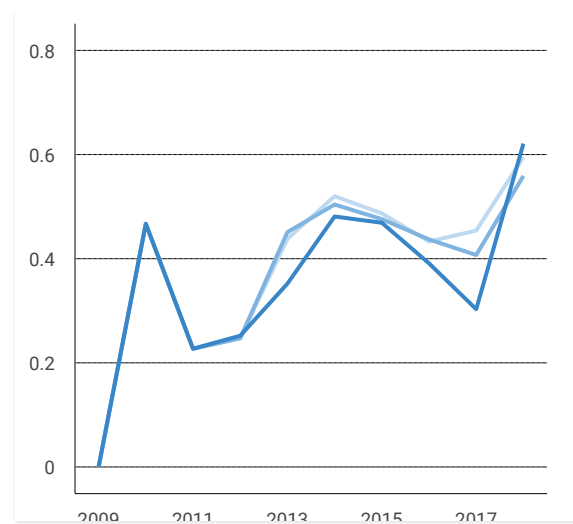
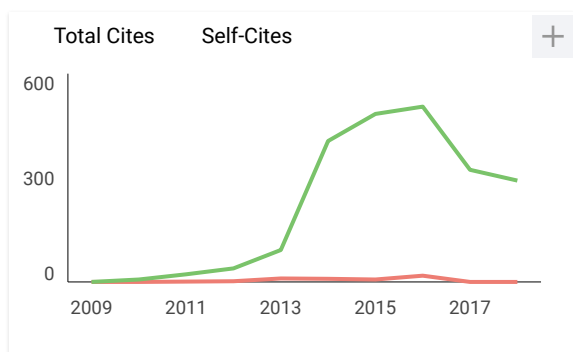
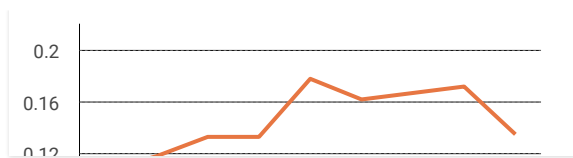


SJR



Citations per document





**International Journal of Engineering and Technology**

**Q3** Engineering (miscellaneous) best quartile

**SJR 2018** 0.14

powered by scimagojr.com

← Show this widget in your own website

Just copy the code below and paste within your html code:

```
<a href="https://www.scimagojr.com/journalsearch.php?q=21100200832&tip=sid&clean=0"
```