

SERTIFIKAT

Direktorat Jenderal Pendidikan Tinggi, Riset dan Teknologi
Kementerian Pendidikan, Kebudayaan, Riset dan Teknologi Republik Indonesia



Kutipan dari Keputusan Direktorat Jenderal Pendidikan Tinggi, Riset dan Teknologi
Kementerian Pendidikan, Kebudayaan, Riset, dan Teknologi Republik Indonesia

Nomor 158/E/KPT/2021

Peringkat Akreditasi Jurnal Ilmiah Periode I Tahun 2021

Nama Jurnal Ilmiah

International Journal of Social Science and Business

E-ISSN: 25496409

Penerbit: LPPM Universitas Pendidikan Ganesha

Ditetapkan Sebagai Jurnal Ilmiah

TERAKREDITASI PERINGKAT 2

Akreditasi Berlaku selama 5 (lima) Tahun, yaitu
Volume 4 Nomor 4 Tahun 2020 Sampai Volume 9 Nomor 3 Tahun 2025

Jakarta, 09 December 2021

Plt. Direktur Jenderal Pendidikan Tinggi,
Riset, dan Teknologi



Prof. Ir. Nizam, M.Sc., DIC, Ph.D., IPU, ASEAN Eng
NIP. 196107061987101001



The Effects of Tourism Web Development on Prospective Travelers by Considering Persuasive and Liking Principles

Wasino^{1*}, Dyah Erny Herwindiati², Haris Maupa³ 

^{1,2} Universitas Tarumanagara, Jakarta, Indonesia

³ Universitas Hasanuddin, Makassar, Indonesia

ARTICLE INFO

Article history:

Received July 04, 2022

Revised July 10, 2022

Accepted November 11, 2022

Available online November 25, 2022

Kata Kunci:

Website Pariwisata, Responsif,
Persuasif, Liking

Keywords:

Tourism Website, Responsive,
Persuasive, Liking



This is an open access article under the [CC BY-SA](https://creativecommons.org/licenses/by-sa/4.0/) license.

Copyright © 2022 by Author. Published by Universitas Pendidikan Ganesha.

ABSTRAK

Landasan penting bagi pariwisata Indonesia adalah penggunaan teknologi informasi secara efektif. Salah satu caranya adalah dengan membangun website pariwisata dengan respon yang terjaga dan pesan yang persuasif. Pembangunan website pariwisata harus diukur kualitasnya berdasarkan apa yang dirasakan pengguna terhadap website tersebut. Penelitian ini bertujuan untuk membangun website pariwisata yang dapat mempengaruhi persepsi pengguna dan disukai oleh pengguna. Selain itu, tujuannya adalah untuk menciptakan citra mental positif dari konten tentang destinasi wisata yang diberitakan melalui website pariwisata. Dalam penelitian ini membangun situs web pariwisata yang responsif menggunakan metode atau teknik umum seperti fluid grid layouts dan resolusi layar kueri media. Pengumpulan data dari partisipan sebagai responden melalui kuesioner ini menggunakan rating scale. Kemudian untuk analisis digunakan kriteria penilaian indeks persuasif dan indeks kesukaan. Metode atau prinsip Persuasif dan Menyukai dalam membangun website pariwisata ini diterapkan dengan baik. Penelitian ini menghasilkan website pariwisata yang diuji dalam white box dan black box. Pengujian kotak hitam seperti pengujian alfa, dilakukan oleh pengguna internal, dan pengguna eksternal melakukan pengujian beta. Website pariwisata ini telah diimplementasikan. Hasil pengujian menunjukkan bahwa tingkat efeknya besar dan tingkat favorit pengguna adalah tingkat tinggi. Prinsip persuasif dengan prinsip menyukai memiliki hubungan atau korelasi yang kuat.

ABSTRACT

The essential foundation for Indonesia's tourism is the use of information technology effectively. One of the ways is building a tourism website with a well-maintained response and Persuasive message. The construction of a tourism website must be measured in quality based on what users feel about the website. This study aims to build a tourism website that can affect user perception and is preferred by users. In addition, the intention is to create a positive mental image of content about tourist destinations that are preached through the tourism website. In this study build a responsive tourism website using general methods or techniques such as fluid grid layouts and media queries-screen resolution. Data collection from participants as respondents through this questionnaire uses a rating scale. Then for analyses is used persuasive index and liking index assessment criteria. Persuasive and Liking methods or principles in constructing this tourism website are well implemented. This research produced a tourism website tested in a white box and a black box. The Black box testing such as alpha testing, is conducted by internal users, and external users conduct beta testing. This tourism website has been implemented. The test results show that the effect level is large and the user's favorite level is high level. The persuasive principle with the liking principle has a strong relationship or correla.

1. INTRODUCTION

Indonesia, precisely the central island of Java, has a triangular path of tourist cities, namely Yogyakarta, Solo, and Semarang, which offer several diverse tourist destinations with great charm and attraction for domestic and foreign tourists. This triangular tourist town has the famous name Joglosemar. Javanese cultural support makes Joglosemar more popular. Javanese society has been widely known by

several other communities in Indonesia and the world who have hospitality, so it is a significant capital in tourism. The essence of tourism is the relationship between tourists and residents or local communities as hosts. The Minister of Tourism and Creative Economy mentioned the importance of friendly tourism for the continuity of tourism destination management in supporting Indonesia's economic growth (Carayannis et al., 2022; Purwati et al., 2021). Joglosemar is a top tourist destination among the 10 New Bali as it is the central pillar of Borobudur Temple as a priority destination. There are four international airports in the Joglosemar area, namely Ahmad Yani, Adi Sumarmo, Adi Sutjipto, and Yogyakarta International Airport Kulonprogo (Asrihapsari & Setiawan, 2020; Setyono et al., 2017; Waskito & Harsono, 2012).

One of the crucial foundations of Indonesia's tourism sustainability as a strategic pillar is information technology in tourism. This strategy emphasizes the effective and efficient adoption and utilization of information technology as an enabler of sustainable tourism development. Information technology plays a vital role in facilitating people's lives in doing various things, one of which is in the tourism sector (Chouayb et al., 2020; Xu et al., 2018). Kemenparekraf Strategic Plan source stated, tourist behavior has changed when searching for, obtaining, and disseminating tourism information through digital devices by 70%. Based on this fact, the government is trying to improve tourism-related infrastructure so that tourists are interested in tourist destinations. As an industry that moves, accommodates and entertains people, tourism is a dynamic and competitive industry (Amirudin et al., 2017; Jiang & Gao, 2019; Pajriah, 2018). The tourism industry is the largest service industry globally because it reaches prospective tourists between regions and countries. The Internet as a platform is indispensable for the tourism industry in bringing the message of its products and services directly to users (Cuomo et al., 2021; Mahajan et al., 2016). Through Internet, the website is accessed to obtain the necessary information as a reference according to the necessary needs.

A website is a collection of web pages containing information that web users can access over the Internet. The website has proliferated and become a vital facility to help tourists get information about exploration and tourist options. A tourism website is dedicated to the travel sector that serves users, such as travel information (Hallett & Kaplan-Weinger, 2010; Novabos et al., 2016). A website is also an effective tool for communicating with potential customers. Thus, the website is an essential promotion for tourism stakeholders and the tourism industry. Through the website's main features, the perception of tourists can be changed and convinced to visit these tourist destinations (Lee, W., & Gretzel, 2012; Roig, 2019). The image of tourist destinations that attract tourists could determine whether a website is good. The image of a tourist destination is a combination of beliefs and positive impressions and strongly developed over time, which is a crucial criterion for influencing the choice of the tourist destination (Pektas et al., 2019; Phillips et al., 2016). This image usually consists of affective imagery, namely the feeling generated by tourists about tourist destinations, mental imagery, belief, and knowledge about tourist destinations. So that prospective tourists recommend the website. The image of an attractive website influences visits to tourist destinations, this means that tourism websites can persuade prospective tourists (Leung et al., 2017; Shi et al., 2019). In addition to increasing the number of tourist visits, the image of tourist destinations dramatically affects the perception and attitude of tourists to visit again.

Tourism websites have been widely used to share information about tourist destinations, making them an informative tool for building the image of tourist destinations. There has been much research done to study the behavior of tourists when they make their travel plans. It is vital to create a tourism website to promote an online destination. The role of tourism websites in building the image of tourist destinations cannot be taken lightly, important for online sources of information that persuade, motivate and convince potential tourists to visit those destinations (Shafiee et al., 2016; Surentu et al., 2020). The development of a tourism website requires a comprehensive and reliable size or instrument to measure the perceived quality of the tourism website. Four factors can be used to evaluate a website: the completeness of information, credibility, usability, and persuasive nature. Credibility and Persuasiveness are combined into one factor called influence, while completeness and usefulness are confirmed as stand-alone factors (Novabos et al., 2016; Pavlou et al., 2007).

Psychological principles can be applied to influence people through websites like Social proof and Liking. The principle of Liking can be measured through attractiveness and similarity. Self-assessment of attractiveness moderates the impact of the target's attractiveness on the preferences and personality conclusions about the target, i.e., tourist destinations (Amin et al., 2021; Ma et al., 2020). The similarity of attraction also fully mediates the influence of the attraction of tourist destinations on preferences. The current project focuses on the impact of attractiveness on likeness. Marketing through social media can be reached with the power of the Liking Principle (Horton, 2010; Lipsman et al., 2012). Tourism marketing needs to be done with the Liking Principle to reach users. The most prominent user motivations for liking behavior are pleasure, information search, and social interaction. Developers use the important Liking

principle in the long run to build customer support. The assertive user behavior of the Liking Principle leads to usage intentions (Asseraf & Shoham, 2017; Chen et al., 2015; Tien, 2018).

Tourism websites should create a positive mental image with an approach that can encourage tourists' fondness with techniques or the Liking Principle. Previous study state a person will like others who are similar to him, give praise, and cooperate with him to achieve a common goal (Lee, W., & Gretzel, 2012). With the Principle of Liking, the application must have an attractive look for tourists and be implemented as a tourist image on the tourism website page. Liking indicates that people will follow the ones they like (Surentu et al., 2020). This persuasive tourism website is expected to give an excellent picture to tourists about tourist destinations so that the picture of the tourist destination is preferred. This research focused on measuring website image through persuasive and Liking principles.

2. METHODS

The development of tourism websites is done by planning, thinking, and proven processes to produce a persuasive website. The purpose of this method is the stages carried out in developing a tourism website that is responsive, persuasive, and preferred. A website design methodology is created by creating site plans, layout plans, and content (Khurana & Khurana, 2004; Kurniawan et al., 2022). Creating a site plan is like outlining navigation tabs for web pages and identifying different categories and subcategories in which different content articles are assigned. Creating a layout determines the placement of the logo and button style, header or title, and text. The layout plan ensures that the look and feel of the website are consistent with its material. The final stage includes developing content placed on a website based on facts found, provided by users or by marketing agencies.

In this study, tourism websites were designed responsively. There are standard techniques for responsive website design, such as fluid grid layouts and media queries-screen resolution (Bader & Hammouri, 2016; Rizqullah & Swasty, 2019). Rapidly increasing internet usage with different devices, different screen resolutions, and different orientations resulted in websites having to be responsive. The website built should be accessible to different devices without changing the program. These different devices can be personal computers, laptops, tablets, and mobile phones with different resolutions, as shown in Figure 1.

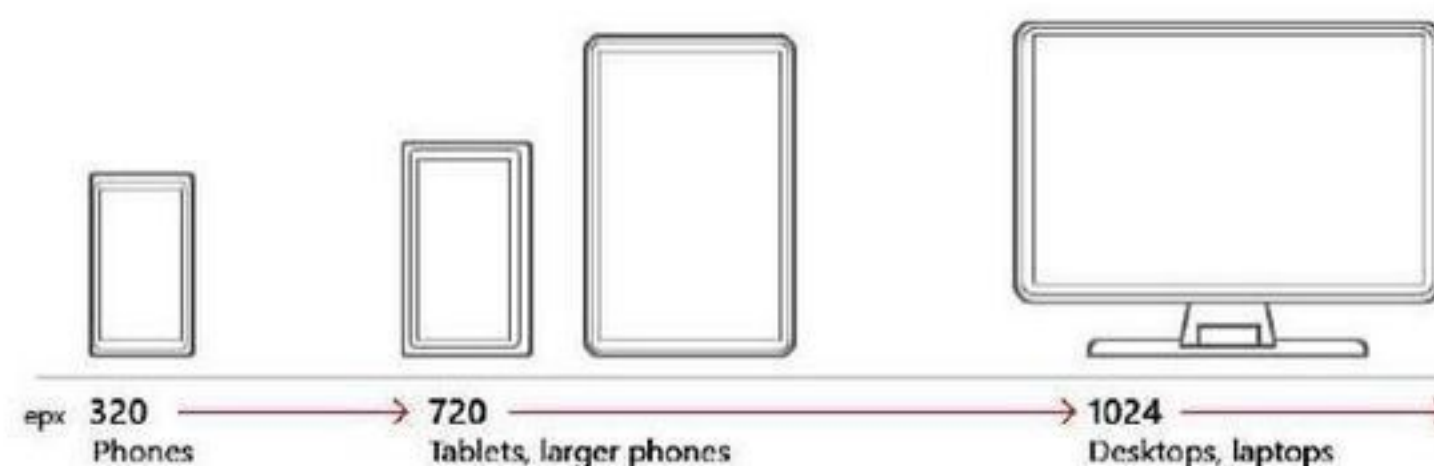


Figure 1. The difference in device resolution to access the internet

Data collection from participants as respondents through this questionnaire uses a rating scale technique with a numerical rating scale type. The rating scale technique is one of the most established questions in online surveys, where survey respondents will assess attributes or features. The rating scale is a variant of the multiple-choice questions widely preferred to gather information. The numerical rating scale uses numbers as the answer choice, and not every number corresponds to characteristics or meanings. The rating scale is used in this survey, namely for Persuasive Principle items using five level scales. This scale is also referred to as the Likert scale to measure respondents' opinions and attitudes towards statements through questionnaires. Likert scale items are created by performing a combined score calculation (average or number) of 5 Likert-type items, so the composite score for the Likert scale must be analyzed on the interval measurement scale (Boone Jr & Boone, 2012).

An interval scale is a quantitative measurement scale with a regular distance with the same interval. So that this scale can be used to measure variables that exist at the same interval as the specified distance between intervals. This scale interval is preferred in statistics because numerical values assess opinions and feelings. As mentioned earlier, in this study, the scale used was between 1-5, so there are five scales. Before analyzing the Persuasive Index and Liking Index, the assessment criteria are first determined according to the interval, namely $I = 100/5$ (value 5 is the number of scales used). So, the interval value is $I = 20$. Thus, the persuasive index and liking index assessment criteria have criteria such as Table 1.

Table 1. Persuasive Index and Liking Index Criteria

No	Interval	Persuasive Principle	Liking Principle
1	00% - 19,99%	Strongly Disagree	Strongly Dislike
2	20% - 39,99%	Disagree	Dislike
3	40% - 59,99%	Indecisive	Normal
4	60% - 79,99%	Agree	Like
5	80% - 100%	Strongly Agree	Strongly Like

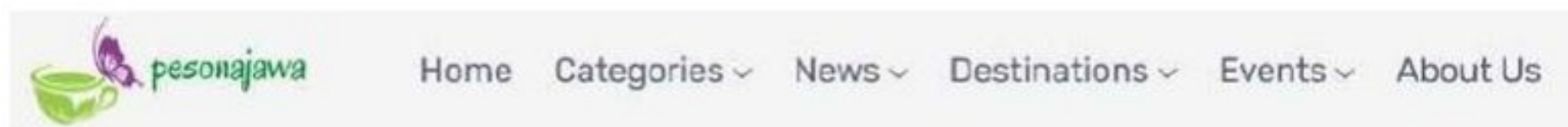
Table 1 provides an example of each of the five questions designed to be combined into a Likert scale to measure persuasive levels and Liking

3. RESULTS AND DISCUSSIONS

Results

Responsive Tourism Website Design Result

As proof that the tourism website built is responsive, there is a logo and menu with a width of 1024 pixels that looks intact even though it is accessed with different devices, namely personal computer devices and laptops, as shown in Figure 2.

**Figure 2.** Grid Layout Menu on Laptop Devices

The creation of responsive web applications must be arranged in layout using fluid grid layout techniques that look like in Figure 3.

**Figure 3.** Grid Layouts Menu on Cell Phone Devices

Base on Figure 3, fluid grid layout techniques can set up pages on tourism websites that adjust the devices used proportionally. The language used on the tourism website www.pesonajawa.com consists of 2 languages, English for menu views and Indonesian for the appearance of tourist destinations, such as news about tourism and the region's name. Media queries and screen resolution techniques select different sources on the image. For example, Figure 4 displays a photo of a tourist destination with an extended image caption if the website is accessed using a laptop device. In Figure 4, the web view becomes more concise with shorter captions when accessed with a mobile device, where the 'additional captions' on the image are hidden.



Figure 4. Photo Slider Display on Mobile Devices

Base on Figure 4, website content should intelligently reshape itself for maximum impact and usability. HTML code and website CSS are adjusted to the resolution of the device used to access it without specifying different styles. Creating this view can be done in two ways: CSS media screen queries that allow the application of different CSS rules for different resolutions. JavaScript or jQuery scripts to dynamically calculate the dimensions and positions of elements according to screen dimensions. A responsive website is a dynamic design that adjusts the device's width to display or visualize what is on the website. This developed tourist website's responsive nature is seen in Figure 5.




Figure 5. Galleries of Destinations Regency Using Laptop

Base on Figure 5, this tourism website is developed responsively and adaptively with different screen dimensions, and its content is visible on all devices such as mobile phones, tablets, laptops, and personal computers. This developed tourist website's responsive nature. A gallery display for tourist destinations per district or city viewed using a laptop. Magelang Regency's tourist destination is shown in Figure 6.



Figure 6. Display of Magelang Tourism Destinations when the Magelang Regency Gallery is clicked

Base on Figure 6, show designed tourism website links to more detailed information about tourist destinations across districts and cities. Magelang Regency's tourist destinations when clicking on the Gallery in Magelang Regency.

Tourism Website Testing and Implementation

White-box testing of this website has been carried out at every level by involving each part throughout the life cycle of developing this tourism website by covering four stages of testing before implementation. The four stages of testing carried out are unit testing, integration, and systems carried out by researchers when developing tourism websites, then testing on the level of acceptance carried out by users or tourists. Black box testing is acceptance testing by users, such as a user acceptance test, and can be done through beta testing. Before external users do beta testing, alpha testing is done first by internal. Alpha testing is internal testing that takes place on a developer's site before being released to external customers to know the presence of bugs. After alpha testing is carried out internally, the tourism website that the researcher developed is released. Tourism websites have been implemented and can be accessed by users connected to the Internet through the www.pesonajawa.com. It is proof that alpha testing has been completed. The next test is conducted beta testing by website users externally with a form of technical beta testing to determine the level of user acceptance based on the Persuasive Principle and liking.

Beta testing is a testing method performed by a user, also referred to as testing by the user, that takes place on the end user's site and by the end-user to validate reliability and usability. The goal of beta testing is not to find defects but to get feedback from the field. The form of testing conducted is a technical beta to get feedback on the usability of tourism websites in natural environments from a small number of friendly external users. Testing of the Persuasive Principles and Liking Principles was conducted by external users, followed by 60 respondents by filling out an online questionnaire through the form provided on a google form. The form on this google form is accessed through the website of www.pesonajawa.com tourist destinations. This test aims to get feedback from external users on tourism website is Persuasive and meets the Liking Principle. In addition, testing is also helpful to get proof that they like what is displayed on the pages of these tourism websites and that display affects them. The following subchapter discusses data collection and analysis techniques for testing tourism websites www.pesonajawa.com.

Data Collection and Processing Techniques

Questionnaires obtained from respondents were processed to find out the strength of the Liking Principle in the development of Persuasive tourism websites. Data processing is translated into tables seen in Table 2.

Table 2. Questionnaire Results from 60 Users based on Rating Scale

No	Item	Number of respondents									
	Persuasive Principle	5		4		3		2		1	
X1	This destination website provides references for visiting favorite tourist destinations	19	31.67	24	40.00	4	6.67	8	13.33	5	8.33
X2	Easy to browse tourist destination information with clear navigation	23	38.33	21	35.00	4	6.67	6	10.00	6	10.00
X3	I will visit the website of this tourist destination again during my next sightseeing trip.	16	26.67	25	41.67	6	10.00	10	16.67	3	5.00
X4	Tourist destination website is interesting and easy to use	23	38.33	24	40.00	1	1.67	9	15.00	3	5.00
X5	This tourist destination website is responsive with easy-to-understand menus and submenu	24	40.00	22	36.67	3	5.00	4	6.67	7	11.67
	Score I	105	-	116	-	18	-	37	-	24	-
	Score I*S (total number of respondents X scale value)	525	46.01	464	40.67	54	4.73	74	6.49	24	2.10
	Liking Principle										
Y1	Visual appearance with typography selection for the	13	22.03	23	38.98	11	18.64	7	11.86	5	8.47

No	Item	Number of respondents									
		5		4		3		2		1	
	overall layout on the website										
Y2	Selection of images, buttons, and typography for navigation to other pages	20	33.33	21	35.00	8	33.33	6	40.00	5	8.33
Y3	Division of tourist destination pages and news from the public to detail	19	31.67	20	33.33	9	15.00	5	8.33	7	11.67
Y4	Click button brings to the correct information to browse the channel on the website	27	45.76	17	28.81	3	5.08	3	11.86	5	8.47
Y5	Grouping of city/district areas and tourism categories	27	45.00	18	30.00	2	3.33	6	10	7	11.67
	Score I	106	-	99	-	33	-	31	-	29	-
	Score I*S (total number of respondents X scale value)	530	47.49	396	35.48	99	8.87	62	5.56	29	2.60

Persuasive Index Analysis and Liking Index

The results of the questionnaire analysis showed that this tourism website persuasions user as show in Figure 7.

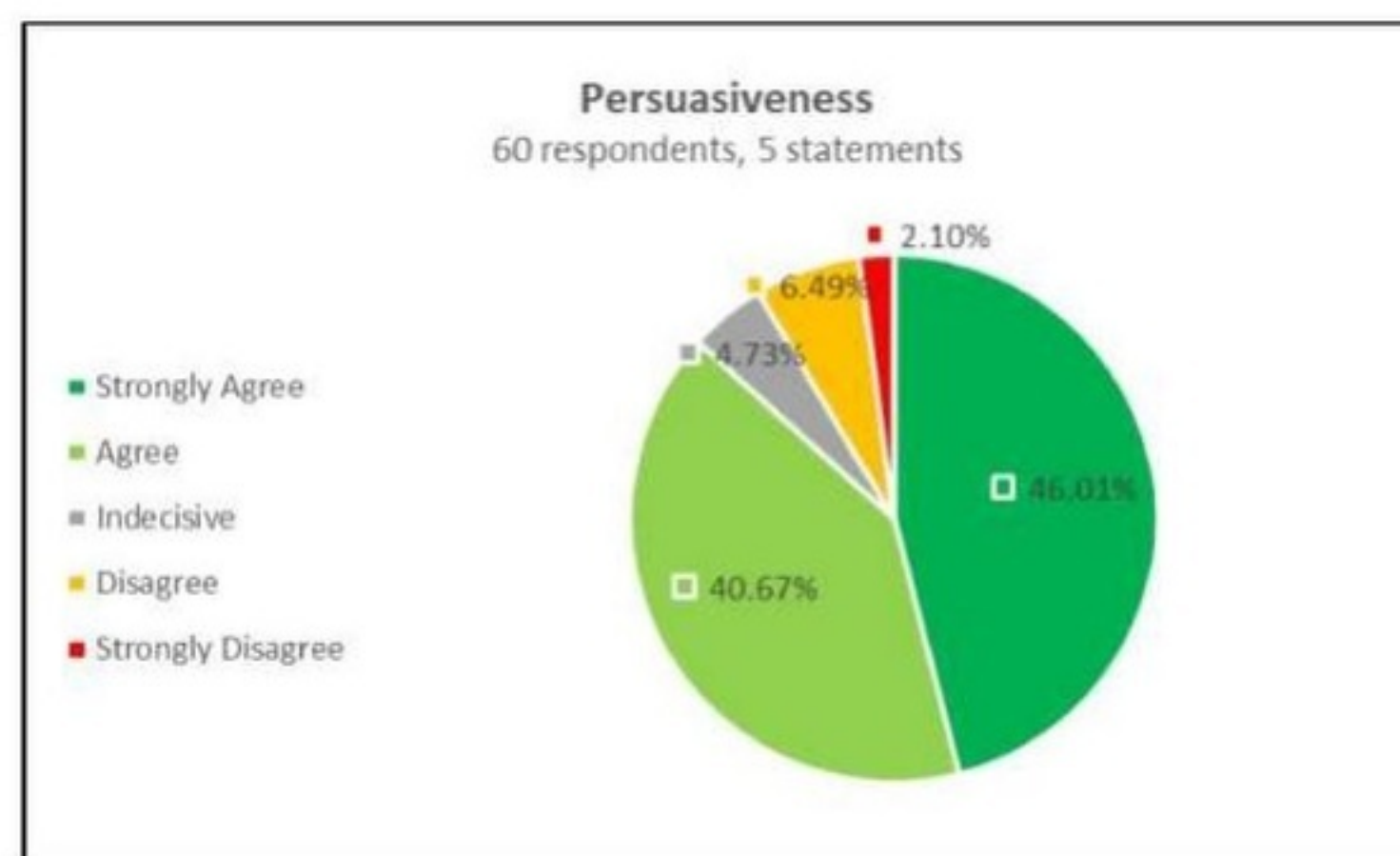


Figure 7. Respondents Statements About Persuasiveness

Base on Figure 7, show result about persuasiveness where users or respondents who expressed strongly agreed 46.01%, agreed 40.67%, hesitated 4.73%, disagreed 6.49%, and strongly disagreed 2.10%. Then respondents' statements about liking are show in Figure 8.

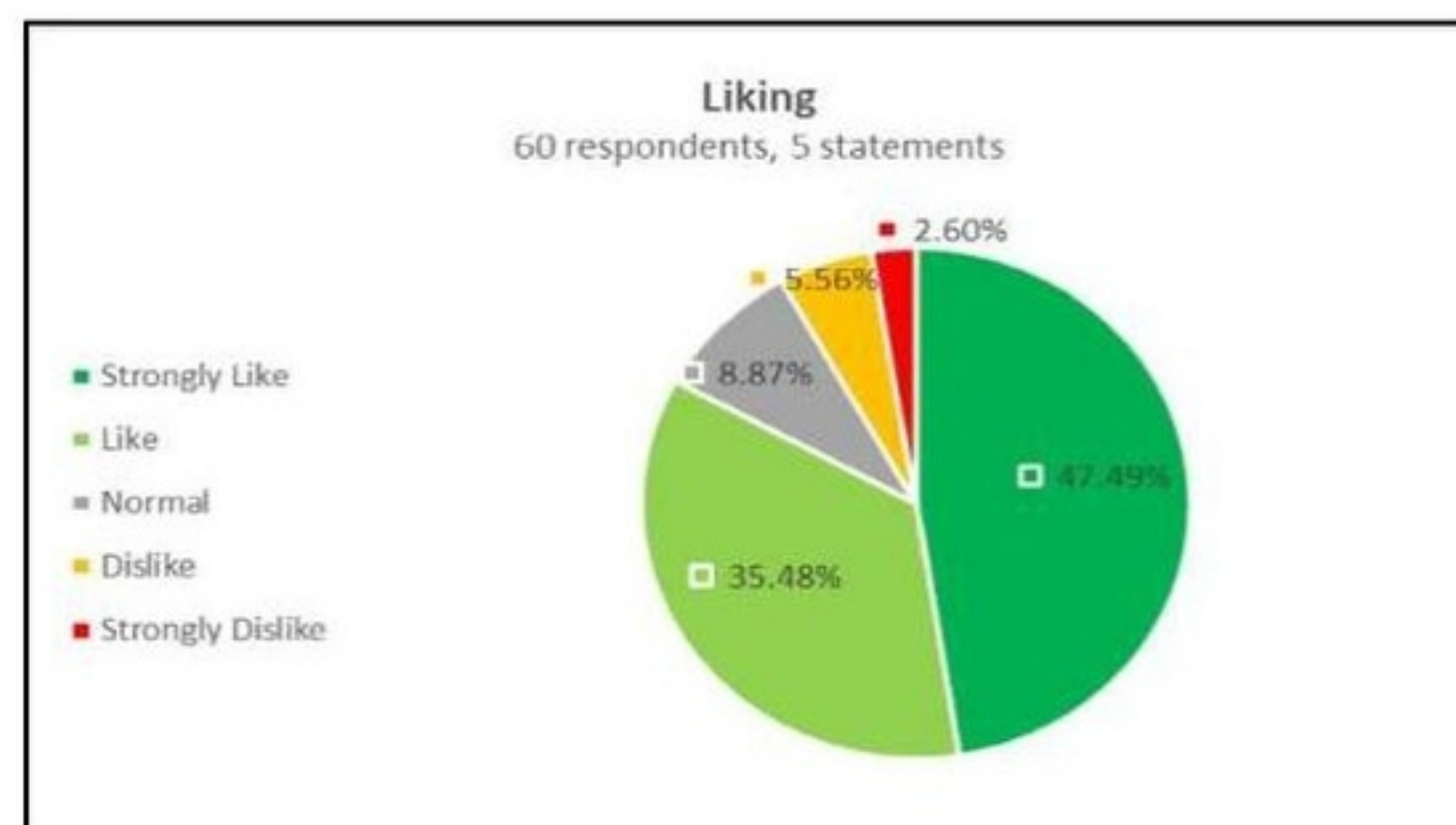


Figure 8. Respondents Statements about Liking

Base on Figure 8, the favourability level shows that those who like 47.49%, like 35.48%, normal 8.87%, dislike 5.56%, and strongly dislike 2.60%. User perception of tourism websites www.pesonajawa.com measured using persuasive index analysis and Liking Index. Based on the index value of 76.07%, tourism websites www.pesonajawa.com persuade users. Users agree that this tourism website provides references to visit tourist destinations, easy to search for information with straightforward navigation, is interesting, easy to use, responsive, and influences to make the next visit. The user's level of fondness for this website is also measured.

The index value reached 74.40%, indicating that users favor the tourism website www.pesonajawa.com. Users are fond of visual appearance with good typography, buttons, and images for navigation, page blocking, site channel search buttons, and grouping tourist destinations. The Persuasive Index and Liking Index measurements from tourism websites www.pesonajawa.com get good responses and appreciation from users.

The Relationship Between Persuasive Principles and Liking Principles.

This sub-section discusses the analysis used to determine the relationship between the Persuasive Principle and the Liking principle in building a website after analyzing user perception through the Persuasive Index and liking index. Contingency tables are used to analyze further the Persuasive and Principles of Liking are using the Pearson chi-squared statistic equation. To determine the relationship between persuasive and liking properties, use contingency coefficients or correlation coefficients with equations. Persuasive principle contingency table variable X1 to variable liking principle Y1 is show in Table 3. Then for persuasive principle contingency table variable X2 to variable liking principle Y2 is show in Table 4.

Table 3. Persuasive Principle Contingency Table Variable X1 to Variable Liking Principle Y1

Liking Principle - Y1	Persuasive Principle - X1			Total
	Strongly Agree and Agree	Indecisive	Disagree and Strongly Disagree	
Strongly Like and Like	36 (E11: 26.517)	1 (E12: 7.883)	0 (E13: 8.600)	37
Normal	7 (E21: 2.467)	3 (E22: 0.733)	1 (E23: 0.800)	11
Strongly Dislike and Dislike	0 (E31: 8.017)	0 (E32: 2.383)	12 (E33: 2.600)	12
Total	43	4	13	60

Table 4. Persuasive Principle Contingency Table Variable X2 to Variable Liking Principle Y2

Liking Principle - Y2	Persuasive Principle - X2			Total
	Strongly Agree and Agree	Indecisive	Disagree and Strongly Disagree	
Strongly Like and Like	39 (E11: 30.067)	2 (E12: 5.867)	0 (E13: 8.067)	41
Neutral	5 (E21: 2.733)	1 (E22: 0.533)	2 (E23: 0.733)	8
Strongly Dislike and Dislike	0 (E31: 8.200)	1 (E32: 1.600)	10 (E33: 2.200)	11
Total	44	4	12	60

In the same way, the calculation of Chi-Square in Table 4 is $\chi^2_{test2} = 53,825$. With significance level α , we reject the null hypothesis H_0 if $\chi^2_{computing} > \chi^2_{table}$. Where $\chi^2_{table} = \chi^2_{(\alpha)(df)}$. We know that df is a degree of freedom, and $df = (r - 1)(c - 1)$, we define that r is the number of rows and c is the number of column of the table. The magnitude of df in this study is $df = (3-1)(3-1) = 4$. Let $\alpha = 0.05$. The $\chi^2_{table} = \chi^2_{(0,05)(4)} = 9,488$. From the computations, it is known that $\chi^2_{test1} = 77,774$ dan $\chi^2_{test2} = 53,825$. Value $\chi^2_{table} = \chi^2_{(0,05)(4)} = 9,48$, it means that $\chi^2_{test1} > \chi^2_{table}$ and $\chi^2_{test2} > \chi^2_{table}$, and the null hypotheses are rejected. We can conclude that there is an association between Persuasive and Liking variables.

Measurement of how much the relationship between persuasive and Liking variables is done by comparing the value of C with C_{max} where m is the minimum number of rows and the number of columns of the contingency table. The strength of the relationship between variables representing the principles of Persuasive and Liking will be measured. The following calculated the strength of the relationship between variable X1 in the Persuasive Principle and variable Y1 in the Liking Principle. Based on two Q values, the average is calculated $Q_{rate} = 88,22\%$. The results showed the relationship between persuasive and liking

variables was close. Thus, the website design that prospective visitors prefer can persuade prospective visitors to go to tourist destinations.

Discussion

Persuasive website design aims so that users can be influenced by the information contained on the website. Users will follow the choices of others who give compliments. It has been researched those positive choices will tend to be followed by others, that is the Principle of Liking. The key to the Principle of Liking is to build relationships and collect Liking to influence others. The website only needs to be liked by users who can influence or persuade other users to use this principle (Subić et al., 2014; Tuningrat et al., 2012). Liking is a term for the study of psychology. Few people would be surprised to learn that as a rule. With regards to this principle, users who view the website and like the user interface on each web page tend to be affected by the site. Designing a website interface should be focused on the user and anticipate the user's wishes. The website interface should be easy to understand, navigate, and use by the user.

The research resulted in an application that was website-based and accessible using devices with different resolutions. This tourism website has been hosted on the website page location: <https://www.pesonajawa.com>. It is hosted on a website data management service. As explained in the results and analysis section, this tourist destination website has fulfilled the principle of persuasive website design with a level of influence on users of 76.07% and a user favorability rate of 74.40%. In addition, this tourism website has fulfilled its responsive nature. It can be accessed through different devices with different resolutions through standard techniques such as fluid grid layouts, media queries, and screen resolution.

Designing a website interface with a good Liking Principle can enrich the design of web pages to attract many users to explore the web (Putra et al., 2021; Surentu et al., 2020). Previous study state that actors support the Liking Principle can be applied very well, one of which is physical attractiveness (Harsanto, 2014). So, other study also state that website must be well designed and functional so that users spend time browsing all channels on the site page or clicking on all the buttons provided (Munikrishnan et al., 2019). As outlined earlier, namely in the introduction, the Principle of Liking can be measured through attractiveness and similarity.

By measuring the Persuasive Index and the Liking Index, this tourism website can help tourists learn about its tourist destinations and form a strong fondness for tourism websites. Information about tourist destinations through the website is getting more and more, and it is essential to create a tourism website that is persuasive and liked. Through the analysis of the Persuasive Principle's strength with the Liking Principle, it was found that these two principals have a strong relationship or correlation with the percentage of 88.22%. So, in building a website, consideration of the use of Persuasive Principles and Liking Principles is essential. Future research will study the Effects of tourism web development on prospective travelers by including the Principle of social proof. We know that a good review of travelers after visiting a tourist destination has the power to influence prospective travelers to like the destination and will eventually visit the tourist destination.

4. CONCLUSION

This tourism website, using the Persuasive Index and the Liking Index, can assist tourists in learning about its tourist destinations and developing a strong fondness for tourism websites. The availability of information about tourist destinations via the internet is growing, and it is critical to create a tourism website that is persuasive and appealing.

5. REFERENCES

- Amin, I., Yousaf, A., Walia, S., & Bashir, M. (2021). What Shapes E-Learning Effectiveness among Tourism Education Students? An Empirical Assessment during COVID19. *Journal of Hospitality, Leisure, Sport and Tourism Education*, xxxx, 100337. <https://doi.org/10.1016/j.jhlste.2021.100337>.
- Amirudin, N. ., Anuar, N., & Salin, A. S. A. P. (2017). Risk management practices in tourism industry – A Case Study of resort management. *Management and Accounting Review*, 16(1), 55–74. <https://doi.org/10.24191/mar.v16i1.459>.
- Asrihapsari, A., & Setiawan, D. (2020). The use of information technology by restaurants in Joglosemar, the mainstay city of Indonesian culinary. *Jurnal Manajemen Dan Pemasaran Jasa*, 13(2), 181–198. <https://doi.org/10.25105/jmpj.v13i2.6249>.

- Asseraf, Y., & Shoham, A. (2017). Destination branding: The role of consumer affinity. *Journal of Destination Marketing and Management*, 6(4), 375–384. <https://doi.org/10.1016/j.jdmm.2016.06.004>.
- Bader, W. I., & Hammouri, A. I. (2016). Responsive Web Design Techniques. *International Journal of Computer Applications*, 150(2), 18 – 27. <https://doi.org/10.5120/ijca2016911463>.
- Boone Jr, H. N., & Boone, D. A. (2012). Analyzing Likert Data. *Journal of Extension*, 50(2), 1–5. https://archives.joe.org/joe/2012april/pdf/JOE_v50_2tt2.pdf.
- Carayannis, E. G., Christodoulou, K., Christodoulou, P., Chatzichristofis, S. A., & Zinonos, Z. (2022). Known Unknowns in an Era of Technological and Viral Disruptions—Implications for Theory, Policy, and Practice. *Journal of the Knowledge Economy*, 13(1), 587–610. <https://doi.org/10.1007/s13132-020-00719-0>.
- Chen, C.-H. S., Nguyen, B., Klaus, P., & Wu, M.-S. S. (2015). Exploring Electronic Word-of-Mouth (eWOM) in The Consumer Purchase Decision-Making Process: The Case of Online Holidays – Evidence from United Kingdom (UK) Consumers. *Journal of Travel & Tourism Marketing*, 32(8), 1–18. <https://doi.org/10.1080/10548408.2014.956165>.
- Chouayb, L., Elhachemi, T., & Elkheloufi, A. (2020). The determinants of smes performance operating in food and beverage industry in Algeria. *International Journal of Advanced Science and Technology*, 29(4 Special Issue), 453–471. <https://fada.birzeit.edu/handle/20.500.11889/2427>.
- Cuomo, M. T., Tortora, D., Foroudi, P., Giordano, A., Festa, G., & Metallo, G. (2021). Digital transformation and tourist experience co-design: Big social data for planning cultural tourism. *Technological Forecasting and Social Change*, 162, 120345. <https://doi.org/10.1016/j.techfore.2020.120345>.
- Hallett, R. W., & Kaplan-Weinger, J. (2010). Official Tourism Websites. In *Official Tourism Websites*. Channel View Publications. <https://doi.org/10.21832/9781845411381>.
- Harsanto, B. (2014). Innovation to Enhance Blended Learning Experience: Applying Google Sites in Higher Education. *Information Management and Business Review*, 6(1), 17–24. <https://doi.org/10.22610/imbr.v6i1.1097>.
- Horton, R. S. (2010). Similarity and Attractiveness in Social Perception: Differentiating Between Biases for the Self and the Beautiful. *Self and Identity*, 2(2), 137–152. <https://doi.org/10.1080/15298860309033>.
- Jiang, Y., & Gao, Y. (2019). Factors that Influence Potential Green Hotel Customers' Decision-making Process—Evidence from China. *Journal of China Tourism Research*, 15(4), 455–477. <https://doi.org/10.1080/19388160.2018.1558139>.
- Khurana, G., & Khurana, R. (2004). *Website Design Methodology*. Cyzap Inc.
- Kurniawan, E., Zulaikha, S., & Rahmawati, D. (2022). Desain E-Smart Inclusive Sebagai Sistem Informasi Manajemen Pendidikan Inklusif. *Risenologi*, 7(1), 32–43. <https://doi.org/10.47028/j.risenologi.2022.71.304>.
- Lee, W., & Gretzel, U. (2012). Designing Persuasive Destination Websites: A Mental Imagery Processing Perspective. *Tourism Management*, 33(5), 1270–1280. <https://doi.org/10.1016/j.tourman.2011.10.012>.
- Leung, D., Dickinger, A., & L., N. (2017). Impact of Destination Promotion Videos on Perceived Destination Image and Booking Intention Change. In *Information and Communication Technologies in Tourism*, 361–375. https://doi.org/10.1007/978-3-319-51168-9_26.
- Lipsman, A., Mudd, G., Rich, M., & Bruich, S. (2012). The Power of “Like” How Brands Reach (and Influence) Fans Through Social Media Marketing. *Journal of Advertising Research*, 52(1), 40–52. <https://doi.org/10.2501/JAR-52-1-040-052>.
- Ma, X., de Jong, M., Sun, B., & Bao, X. (2020). Nouveauté or Cliché? Assessment on island ecological vulnerability to Tourism: Application to Zhoushan, China. *Ecological Indicators*, 113, 106247. <https://doi.org/10.1016/j.ecolind.2020.106247>.
- Mahajan, K. B., Attarde, R. R., Patil, A. S., & Gupta, R. H. (2016). A Design and Development of Prototype Web-Based Tourism Information System (WBTIS) for the Maharashtra and Goa States of India. *International Conference on Computer Engineering and Information Systems (CEIS-16)*, 502–506. <https://doi.org/10.2991/ceis-16.2016.103>.
- Munikrishnan, U. T., Imm, N. S., Ann, H. J., & Yusof, R. N. R. (2019). Disintermediation threat: Do small medium traditional travel agencies in Malaysia embrace ICT adequately? *Pertanika Journal of Social Sciences and Humanities*, 27(1), 707–728. <http://psasir.upm.edu.my/id/eprint/67813/1/47JSSH-2617-2017.pdf>.
- Novabos, C. R., Matias, A., & Mena, M. (2016). How Good is this Destination Website: A User-centered Evaluation of Provincial Tourism Websites. *6th International Conference on Applied Human*

- Factors and Ergonomics (AHFE 2015) and the Affiliated Conferences*, 3478–3485. <https://doi.org/10.1016/j.promfg.2015.07.655>.
- Pajriah, S. (2018). Peran Sumber Daya Manusia Dalam Pengembangan Pariwisata Budaya Di Kabupaten Ciamis. *Jurnal Artefak*, 5(1), 25. <https://doi.org/10.25157/ja.v5i1.1913>.
- Pavlou, P. A., Huigang, L., & Yajiong, X. (2007). Understanding and mitigating uncertainty in online exchange relationships: A principal-agent perspective. *MIS Quarterly: Management Information Systems*, 31(1), 105–135. <https://doi.org/10.2307/25148783>.
- Pektas, F., Ebru, G. O., & Tepavecevic, J. (2019). The Impact of Destination Image on Destination Recommendation. *Journal of Management Economics and Business*, 15(4), 226–235. <https://doi.org/10.17130/ijmeh.2019456406>.
- Phillips, P., Barnes, S., Zigan, K., & Schegg, R. (2016). Understanding the impact of online reviews on hotel performance: an empirical analysis. *Journal of Travel Research*, 56(2), 1–41. <https://doi.org/10.1177/0047287516636481>.
- Purwati, A. A., Budiyo, B., Suhermin, S., & Hamzah, M. L. (2021). The effect of innovation capability on business performance: The role of social capital and entrepreneurial leadership on SMEs in Indonesia. *Accounting*, 323–330. <https://doi.org/10.5267/j.ac.2020.11.021>.
- Putra, R. D., Sukaesih, S., Erwina, W., & Khoerunnisa, L. (2021). Penggunaan website Sumbar Travel terhadap pemenuhan kebutuhan informasi wisatawan di Sumatera Barat. *Jurnal Kajian Informasi & Perpustakaan*, 9(2), 219–232. <https://doi.org/10.24198/jkip.v9i2.25456>.
- Rizqullah, M. F., & Swasty, W. (2019). Perancangan Media Informasi Kota Tua Jakarta Utara Melalui Sign System Yang Terintegrasi Website. *ANDHARUPA: Jurnal Desain Komunikasi Visual & Multimedia*, 5(2), 210–225. <http://publikasi.dinus.ac.id/index.php/andharupa/article/view/1957>.
- Roig, E. M. (2019). Destination Image Analytics through Traveller-Generated Content. *Sustainability*, 11(12), 1–23. <https://doi.org/10.3390/su11123392>.
- Setyono, J. S., Yunus, H. S., & Giyarsih, S. R. (2017). Pengelolaan Kota-Kota Kecil di Jawa Tengah: Studi Kasus Pada Empat Kota Kecil di Wilayah Joglosemar. *Jurnal Tataloka*, 19(2), 142–162. <https://core.ac.uk/download/pdf/208796770.pdf>.
- Shafiee, M. M., Tabaeian, R. A., & Tavakoli, H. (2016). The effect of destination image on tourist satisfaction, intention to revisit and WOM: an empirical research in foursquare social media. In *2016 10th International Conference on E-Commerce in Developing Countries: With Focus on e-Tourism (ECDC)*, 1–8. <https://doi.org/10.1109/ECDC.2016.7492964>.
- Shi, S., Gursoy, D., & Chen, L. (2019). Conceptualizing home-sharing lodging experience and its impact on destination image perception: A mixed-method approach. *Tourism Management*, 75, 245–256. <https://doi.org/10.1016/j.tourman.2019.05.012>.
- Subić, N., Krnić, T., & Gemović, B. (2014). Responsive web design—Are we ready for the new age. *Online Journal of Applied Knowledge Management*, 2(1), 93–103. http://www.iiakm.org/ojakm/articles/2014/volume2_1/OJAKM_Volume2_1pp93-103.pdf.
- Surentu, Y. Z., Warouw, D. M. D., & Rembang, M. (2020). Pentingnya Website Sebagai Media Informasi Destinasi Wisata Di Dinas Kebudayaan Dan Pariwisata Kabupaten Minahasa | Surentu | Acta Diurna Komunikasi. *Acta Diurna Komunikasi*, 2(4), 1–17. <https://ejournal.unsrat.ac.id/index.php/actadiurnakomunikasi/article/view/31117>.
- Tien, M. B. (2018). Attitudes and Behavior of Vietnamese toward to Consumer Affinity in Term of Travel Abroad. *Business and Economic Research*, 8(2), 204. <https://doi.org/10.5296/ber.v8i2.13009>.
- Tuningrat, I. A. M., Satriawan, I. K., & S., L. I. G. A. (2012). Analisis Tingkat Kepuasan Karyawan Terhadap Kompensasi yang Diberikan Perusahaan (Studi Kasus di Perusahaan Kopi Banyuwatis). *Piramida*, 8(2), 114–120. <https://ojs.unud.ac.id/index.php/piramida/article/download/7003/5252/>.
- Waskito, J., & Harsono, M. (2012). Green consumer: deskripsi tingkat kesadaran dan kepedulian masyarakat joglosemar terhadap kelestarian lingkungan. *JDM (Jurnal Dinamika Manajemen)*, 3(1). <https://journal.unnes.ac.id/nju/index.php/jdm/article/view/2457>.
- Xu, M., David, J. M., & Kim, S. H. (2018). The fourth industrial revolution: Opportunities and challenges. *International Journal of Financial Research*, 9(2), 90–95. <https://doi.org/10.5430/ijfr.v9n2p90>.